



# CATALOGUE

22/23



# Creating Functional Fashion In **Kitchens** Since 1989

## Our **Goal** Has Always Been Simple

To provide our customers with kitchen appliances that make a difference to their lives. We have always strived to create effortlessly beautiful appliances, with user interaction and efficiency at the forefront of our product design.

The intuition of straight lines and angles, in their playful interaction become functional design that define the aesthetic and practical elements of the product. Baumatic appliances, striking masterpieces in every environment, yet subtle in design, are designed by people for people.

To be at ease with your surroundings, to be surprised by your kitchen every time you enter it is the reason why the design teams work so hard in setting new levels of pleasure for the eye.

Our lines of style accommodate reliable, user friendly and stunning technology. That is why the best retailers in so many parts of the world, from Europe to Australia, from the Middle East to the far away Asia, recommend Baumatic.

Founder

*Enzo Balestrazzi*





## OVENS

BCS674BL  
BCS496BGL + BCS496WGL  
BSMC462BGL  
BCS420BL  
BO906X  
BMO631W  
BMO620BL  
BS4001  
BSQ26CBK  
BMG220X

**p.8**



## HOBS

BHI714 + BHI714 (White)  
BHI637.1 + BHI637.1 (White)  
BHI525  
BIPI604  
BIPC602  
BHI305.1  
BHI305.2 + BHI305.2 (White)  
BHC305.2  
BHI310  
BHC311

**p.28**



## COOKER HOODS

BEI124X  
BET128.5X  
BET121X  
BET954BGLX  
BET9364X  
BET8363X  
BET7362X  
BET6361X  
BESC930BGL  
BE712X + BE712BL  
BE709X  
BES710BGL + BES710WGL  
BET760BLX  
TEL99X  
TEL610X

**p.44**



## COOLING SYSTEMS

BRCIF7636  
BRUI600  
BRUL600  
BRUF600  
B300GR  
BCRF238  
BWCD1502GL  
BWC193BL  
BWC159BGL  
BW28.1BL

**p.66**




## WASHING & CLEANING

BWDI1418.1  
BWDF2428  
BWF712W  
BTWF70  
BTD45  
BDWI619  
BDWI662BL  
BDWI452  
BST92BL  
BQSDA8245GB  
BQSDA8245LG  
BQSSA6047GB  
BQSSA6047LG  
BM1331  
BM1336  
BM1320

**p.82**






# OVENS



## XL CAPACITY

Ovens with this symbol have class leading internal volume capacities for their platforms. 70 Liters or over for a traditional 60cm oven, 50 Liters plus for a compact 45cm product.



## AUTO RECIPE MENUS

Quick auto menus & programs that may be selected to speedily cooking basic ingredients and meals. Check your ovens user manual for further details & guidelines regarding times & weights.



## TOUCH CONTROL

No protruding control knobs, just an easy to use & clean, sleek glass surface.



## ROTISSERIE

Bringing a centuries old cooking tradition to your home. Models equipped with a Rotisserie are perfect for all kinds of meat lovers. While your whole chicken or favorite joint of meat rotates on the skewers, the outside will become crispier without drying out, and retaining all the moisture inside the meat. This is also perfect for a low and slow style of cooking, slowly rendering the fats and breaking down the collagen for a super tender meal.



## DUAL COOKING FANS

Baumatic uses dual cooking fans in some of its ovens to greatly improve the hot air circulation in the cavity compared to traditional single fan models. The result is up to 20% more efficient heat distribution inside the oven and a greater elimination of hot & cold spots, giving you a more consistent baking result, every time.



## STEAM FUNCTIONS

For pure steam cooking with a little extra, check your user manual for further details by model and precise options available, such as, regular steam (80°C - 115°C) steam & grill, dough function, Steam Precision and much more.



## ELECTRONIC THERMOSTAT

Ovens that are equipped with electronic thermostats will hold a more consistent & precise internal temperature. Both the users input setting and the measured reading from inside the oven will allow for a more even baking performance.



## STEAM PRECISION CONTROL

Steam Precision Control is designed for the most discerning home chefs. This gives you the ability to add small bursts of steam 15, 30 or 45 seconds long to any traditional cooking function, such as 3D fan or grill, guaranteeing you precise control over the moisture of your dishes. The best of traditional grilling combined with the juiciness of steam cooking.







**RECIPE BOOK**

Cook alongside the professional chefs who have carefully curated our recipe books using your same oven for the best results. You will be able to simply select your auto menu recipe from your oven and prepare the raw ingredients according to the recipe book provided. Dinner party's have never been so easy.



**STEAM CLEANING & DESCALING**

A full cavity, internal tubing and boiler chamber clean is recommended to be done once every three months to keep your steam oven in its best shape. After a cleaning cycle has completed, fat & food residues inside the cavity will have sufficiently softened to be easily wiped with a sponge, leaving your steam oven looking and working like new.



**QUE COOKING**

This function is perfect for the technical chefs. With Que Cooking you can preprogram a second function to start as soon as your first function has stopped according to your desired timer settings. Get that perfect charred grilled finish directly after the slow cooking has finished.



**VARI-BAKE**

The Vari-Bake function will allow you to independently program the desired temperature settings between the top & bottom heating elements simultaneously. Perfect for recipes that need a long cooking time but with a softer top heat to avoid drying out. A further cooking innovation from Bau-matic to bring precision cooking to your home.










# BCS674BL

## 70L BUILT-IN COMBINATION STEAM OVEN

HK\$ 19,980

### BENEFITS

70 Litre XL oven capacity.  
Dual cooking fans for consistent heat distribution in the oven.  
Independent rotisserie control for roasted meat dishes.



### FEATURES

Rear twin convection design  
Push out water tank  
LED touch control display  
Stainless steel cavity  
Independent rotisserie  
Child lock  
Interior light  
Recipe Book

### TECHNICAL DATA

Appliance dimensions in mm (h x w x d): 595 x 595 x 555  
Aperture dimensions in mm (h x w x d): 590 x 580 x 580  
Rated voltage: 220 - 240V  
Rated frequency: 50Hz  
Max. connected load: 3000W  
Cable: 1.5m  
Fuse rating: 15A

### STANDARD ACCESSORIES

1 x oil tray  
1 x food tray  
1 x grill tray  
1 x rotisserie skewer  
1 x insulated glove



Long-lasting stainless-steel cavity & internal accessories.  
60 preprogrammed recipes with booklet guide included.

### 22 FUNCTIONS + 60 AUTO RECIPE

- |                               |                  |
|-------------------------------|------------------|
| Pure Steam                    | Descaling        |
| Quick Steam                   | Plate Heating    |
| High Steam & Outer Grill      | Sterilization    |
| Fan Forced Heating            | Fermentation     |
| Fan Assisted & Dual Grill     | Keep Warm        |
| Fan Assisted & Inner Grill    | 60 x Auto Recipe |
| Fan Forced & Inner Grill      |                  |
| Inner Grill                   |                  |
| Fan Forced & Bottom Heating   |                  |
| Dual Grill                    |                  |
| Static Cooking (Top & Bottom) |                  |
| Fan Assisted Top & Bottom     |                  |
| Fan Forced High Steam         |                  |
| Fan Forced Low Steam          |                  |
| Low Steam & Outer Grill       |                  |
| High Steam & Full Roasting    |                  |
| Defrost                       |                  |



Technical Drawing on **page 104**



# BCS496BGL + BCS496WGL

56L BUILT-IN COMBINATION STEAM OVEN

HK\$ 11,900



# BCS496BGL + BCS496WGL

56L BUILT-IN COMBINATION STEAM OVEN

HK\$ 11,900




## BENEFITS

56 Litre XL oven capacity for 45cm high oven.  
Dual cooking fans for consistent heat distribution in the oven.  
Independent steam control to add moisture to traditional cooking functions.  
Long-lasting stainless-steel cavity & internal accessories.  
50 pre-programmed recipes with booklet guide included.

## 17 FUNCTIONS + 50 AUTO RECIPE

Pure Steam  
High Steam & Outer Grill  
Fan Forced Heating  
Fan Assisted & Inner Grill  
Inner Grill  
Dual Grill  
Static Cooking (Top & Bottom)  
Variable Static Cooking (Top & Bottom)  
Fan Assisted Top & Bottom

Fan Forced & Bottom Heating  
Defrost  
One Key Bread  
Ferment  
Descale  
Keep Warm  
Quick Dry  
Fast Preheat



## FEATURES

Dual Cooking Fans  
Independent steam control to any traditional cooking function  
Motorised tilting control panel  
Full Touch Control LED Display With Timer Settings  
Stainless Steel Cavity & Accessories  
Child lock  
Triple glazed removable door  
Interior light  
Recipe Book

## STANDARD ACCESSORIES

1 x oil tray  
1 x food tray  
1 x grill tray  
1 x insulated glove

## TECHNICAL DATA

Appliance dimensions in mm (h x w x d): 470 x 595 x 555  
Aperture dimensions in mm (h x w x d): 455 x 580 x 555  
Rated voltage: 220V  
Rated frequency: 50-60Hz  
Max. connected load: 2800W  
Cable: 1.5m  
Fuse rating: 15A



# BSMC462BGL

## 50L BUILT-IN COMBINATION MICROWAVE, STEAM, FAN & GRILL OVEN

HK\$ 13,980



### BENEFITS

Full 4 in 1 appliance, fan cooking, steam, microwave and grill.  
Glass tray & trivet included.

XL 50L capacity for 45cm product.  
Versatile settings with 19 cooking functions & 20 auto menus.



### 19 FUNCTIONS + 20 AUTO COOKING MENU

- Pure Steam

Steam & Static Cooking

Static Cooking (Top & Bottom)

Fan Assisted Top & Bottom

Dual Grill

Fan Forced & Bottom Heating

Microwave (5 power levels)

Fan Forced Heating & Microwave

Fan Assisted, Dual Grill & Microwave

Fan Forced, Bottom Heating & Microwave

Fan Forced Steam

Fan Assisted, Dual Grill & Steam
- Fan Forced Heating

Fan Assisted & Dual Grill

Inner Grill

Bottom Heating

Microwave & Steam

Defrost

Fermentation


### FEATURES

- Full Touch Control LED Display With Timer Settings
- Steam Cleaning
- Enameled Cavity
- 1 x 25W interior lamp
- Child lock Preheat
- Cooking End Signal
- Quadruple Glazed Door
- Removable Chrome Side Racks
- Overheat Protection
- Defrost by weight

- Pause
- Quick start
- Cooling fanS
- Hort-circuit protection

### STANDARD ACCESSORIES

- 1 x Glass Tray
- 1 x Square Rack
- 1 x Enameled Baking Tray



### TECHNICAL DATA

- Appliance dimensions in mm (h x w x d): 454 x 595 x 568
- Aperture dimensions in mm (h x w x d): 450-460 x 560 x 550
- Rated voltage: 230V
- Rated frequency: 50Hz
- Max. connected load: 3000W
- Cable: 1.5m
- Fuse rating: 15A

Technical Drawing on **page 104**

# BCS420BL

## 26L BUILT-IN STEAM & CONVENTIONAL OVEN

HK\$ 7,980



### BENEFITS

Compact size, 38cm high designed to fit in microwave cabinet.  
Combined top & bottom heating for full baking function.  
Long-lasting stainless-steel cavity.

Disinfection function for cooking utensils.  
Fitted with a 13A Plug.



### 8 FUNCTIONS

- Pure Steam (80°C - 115°C)
- Super Steam (120°C~250°C)
- Grill (40°C - 250°C)
- Bottom Heating (40°C - 250°C)
- Static Cooking (Top & Bottom, 40°C - 250°C)
- Ferment (40°C)
- Defrost (60°C)
- Disinfection (115°C)

### FEATURES

- LED Touch Control Display
- Stainless Steel Cavity
- Interior Light
- Timer
- Cooling fan
- Removable Drip Tray Collector
- 3 Shelf Positions
- 1.3L Water Tank

### STANDARD ACCESSORIES

- 1 x Grill Rack
- 1 x Baking Tray
- 1 x Oil Collector
- 1 x Wire Shelf
- 1 x Insulated Glove



### TECHNICAL DATA

- Appliance dimensions in mm (h x w x d): 388 x 595 x 374
- Aperture dimensions in mm (h x w x d): 380 x 564 x 380
- Rated voltage: 220 - 240V
- Rated frequency: 50Hz
- Max. connected load: 2100W
- Cable: 1.0m
- Fuse rating: 13A (Fitted with BS Plug)

Technical Drawing on **page 104**



# BO906X

## 100L BUILT-IN HIGH CAPACITY MULTIFUNCTION OVEN

HK\$ 19,980



### BENEFITS

100 Litre XL oven capacity.  
Twin prong rotisserie to cook two chickens or meat joints simultaneously.

High Powered 2kW grill with wide surface coverage.  
Triple glazed door with cooling fan.  
Dual interior oven lights.



### 8 FUNCTIONS

Defrost  
Dual Grill & Rotisserie  
Fan Forced Heating  
Bottom Heating  
Static Cooking (Top & Bottom)  
Fan Assisted Top & Bottom  
Fan Assisted Inner Grill & Rotisserie

Fan Assisted Dual Grill & Rotisserie

### FEATURES

Twin rotisserie prongs for cooking 2 meat joints simultaneously  
LED timer with alarm function  
Triple-glazed removable door  
Cooling fan  
Removable chrome side racks  
Easy clean black enamel cavity  
Twin Interior lights

### STANDARD ACCESSORIES

1 x Rotisserie  
1 x Enameled baking tray  
1 x Trivet  
1 x Safety shelf



### TECHNICAL DATA

Appliance dimensions in mm (h x w x d): 475 x 895 x 548  
Aperture dimensions in mm (h x w x d): 472 x 860 x min. 550  
Rated voltage: 220 - 240V  
Rated frequency: 50/60Hz  
Max. connected load: 3400W  
Cable: 1.5m  
Fuse rating: 16A

Technical Drawing on **page 105**





# BMO631W

## 70L BUILT-IN MULTIFUNCTION OVEN

HK\$ 8,980



### BENEFITS

70 Litre XL oven capacity.  
LCD full touch control operation.  
Internal telescopic runner with easy pull-out tray.



40°C keep warm function.  
Electronic thermostat for more accurate temperature control.

### 10 FUNCTIONS + 8 AUTO MODES


- Defrost
- Dual Grill
- Bottom Heating
- Fan Forced & Bottom Heating
- Fan Forced Heating
- Fan Assisted Top & Bottom
- Static Cooking (Top & Bottom)
- Fan Assisted & Dual Grill
- Inner Grill
- Fast Preheat

### FEATURES

- LCD touch control display & timer
- Function & temperature display
- Cooling fan
- 3 pane removable glass door
- Child lock
- Interior light
- Easyclean black enamel cavity

### STANDARD ACCESSORIES

- 1 x Telescopic Runner
- 1 x Enameled Baking Tray
- 1 x Safety Shelf



### TECHNICAL DATA

Appliance dimensions in mm (h x w x d): 595 x 595 x 565  
Aperture dimensions in mm (h x w x d): 590 x 565 x 555-560  
Rated voltage: 220 - 240V  
Rated frequency: 50/60Hz  
Max. connected load: 2800W  
Cable: 1.0m  
Fuse rating: 15A

Technical Drawing on **page 105**

# BMO620BL

## 70L BUILT-IN MULTIFUNCTION OVEN

HK\$ 8,980



### BENEFITS

70 Litre XL oven capacity.  
Easy temperature & function display.  
Internal telescopic runner with easy pull-out tray.



Two shelves as standard for multi level cooking using fan function.  
Electronic thermostat for more accurate temperature control.

### 8 FUNCTIONS

- Defrost
- Bottom Heating
- Static Cooking (Top & Bottom)
- Fan Assisted Top & Bottom
- Inner Grill
- Dual Grill
- Fan Assisted & Dual Grill
- Fan Forced Heating

### FEATURES

- Electronic knob control
- LED touch control display & timer
- Function & temperature display
- Cooling fan
- 3 pane removable glass door
- Child lock
- Interior light
- Easyclean black enamel cavity

### STANDARD ACCESSORIES

- 1 x Telescopic Runner
- 1 x Enameled Baking Tray with Trivet
- 2 x Safety Shelf



### TECHNICAL DATA

Appliance dimensions in mm (h x w x d): 595 x 595 x 575  
Aperture dimensions in mm (h x w x d): 590 x 580 x 570  
Rated voltage: 220 - 240V  
Rated frequency: 50/60Hz  
Max. connected load: 3000W  
Cable: 1.5m  
Fuse rating: 15A

Technical Drawing on **page 105**



# BS4001

## 40L FREESTANDING COMBINATION STEAM OVEN

HK\$ 6,980



### BENEFITS

Large 40L capacity suitable for medium sized families.  
Independent rotisserie control can be used with all cooking functions.

Long-lasting stainless-steel cavity and accessories.  
Disinfection function for cooking utensils.  
Fitted with a 13A Plug.



### 12 FUNCTIONS + 50 AUTO RECIPE

- Pure Steam
- High Steam & Grill
- Fan Forced Heating With Steam
- Fan Forced Heating
- Fan Assisted & Grill
- Grill
- Ferment
- Keep Warm
- Defrost
- Disinfection
- Descale
- Rotisserie

### FEATURES

- Water tank capacity: 1 litre
- LED full touch control operation
- Timer & function display
- SUS304 Stainless Steel Cavity
- Independent Rotisserie control
- Cooling Fan
- Interior light
- Recipe Book

### STANDARD ACCESSORIES

- 1 x Food Tray
- 1 x Steam Tray
- 1 x Grill Rack
- 1 x Rotisserie
- 1 x Insulated Glove



### TECHNICAL DATA

- Appliance dimensions in mm (h x w x d): 416 x 502 x 499
- Voltage: 220V
- Frequency: 50Hz
- Total Power: 1650W
- Fuse rating: 13A (Fitted with BS Plug)





# BSQ26CBK

## 26L FREESTANDING COMBINATION STEAM OVEN

HK\$ 4,980

### BENEFITS

26L compact size but large enough for a whole chicken.  
Combined top & bottom heating for full baking functionality.  
Long-lasting stainless-steel cavity.

Disinfection function for cooking utensils.  
Fitted with a 13A Plug.



### 11 FUNCTIONS + 10 AUTO COOKING MENU

- Pure Steam
- Pure Steam + Top & Bottom Heating
- Fan Forced Heating With Steam
- Fan Forced Heating
- Top & Bottom Heating
- Grill
- Bottom Heating
- Keep Warm
- Ferment
- Disinfection
- Defrost

### FEATURES


- 26L Cavity
- Water tank capacity: 1 litre
- LED full touch control operation
- Timer & function display
- SUS304 Stainless Steel Cavity
- 1 x 25W interior lamp
- Cooling Fan
- Cooking End Signal
- Double Glazed Door
- Overheat Protection

### TECHNICAL DATA

- Appliance dimensions in mm (h x w x d): 349 x 505 x 478
- Voltage: 220-240V
- Frequency: 50Hz / 60Hz
- Total Power: 2100W
- Cable length: 1.5m
- Fuse rating: 13A (Fitted with BS Plug)

### STANDARD ACCESSORIES

- 1 x Wire Shelf
- 1 x Oil Collector
- 1 x Grill Tray
- 1 x Lower Grill Rack
- 1 x Insulated Glove



# BMG220X

## 20L BUILT-IN MICROWAVE OVEN WITH GRILL

HK\$ 3,680

### BENEFITS

Grill function is ideal for toasting bread or lightly grilling meats.  
Rotating glass plate for a more even reheating & grilling result.

Easy defrost by weight function  
Long-lasting stainless-steel cavity.



### 4 FUNCTIONS + 8 AUTO COOKING MENU

- Microwave (5 power levels)
- Grill
- Grill & Microwave (2 power levels)
- Defrost

### FEATURES

- Child safety lock
- Timer function
- Quick start
- Stainless steel cavity
- Stainless steel front panel & trim kit
- Pause
- Interior light
- Turntable diameter: Ø 245 mm

### STANDARD ACCESSORIES


- 1 x Glass Tray
- 1 x Square Rack

### TECHNICAL DATA

- Appliance dimensions in mm (h x w x d): 388 x 595 x 343.5
- Aperture dimensions in mm (h x w x d): 380 x 560 x 340
- Rated voltage: 230V
- Rated frequency: 50Hz
- Total power: 1250W
- Microwave output: 800W
- Grill output: 1000W
- Cable length: 1m
- Fuse rating: 13A







# HOBS



## GRADE 1 ENERGY LABEL

Our Grade 1 Induction hobs have some of the best available thermal efficiency ratings. Take advantage of this with a lower power consumption, lower energy bill, and a more efficient cooking.




## INDEPENDENT ZONE GENERATORS

Baumatic models with this feature will guarantee that each zone can work at its maximum stated power even while all zones are used at maximum power simultaneously, each zone will use its own independent power generator without any power throttling.



## BOOSTER

Use this function to reach the boiling point as quickly as possible or for when you need fast & high heat for wok cooking. On some models this function can increase the power input by as much as 30% compared to regular maximum level cooking.



## AUTO SHUT DOWN TIMER

Pre-program your hob to shut off after your desired time setting has been reached.



## SLIDER CONTROL

A fast and user-friendly way to quickly control your induction hob.



## KEEP WARM

This function will hold the cooking area at around 70°. Used to keep a pot warm after the main cooking is finished, or gently heat up the food without over cooking.



## PAUSE CONTROL

Pause your cooking and restart without having to reset the power level or function you were previously using..



## 13A PLUG FITTED

For an easier installation process, these models are directly fitted with a 13A rated plug.



## SIMMER

Useful for slow cooking stews and soups by keeping your pot at a low and steady boil.



## HIGH POWER

Hobs with this symbol are rated at 5kW or over, these high-powered induction hobs are more suited to heavy duty or multi pot cooking, with individual zones at 2.5kW or more being useful to simulate high heat wok style cooking.







## BHI714 + BHI714 (White)

### 71CM 2 ZONE INDUCTION HOB

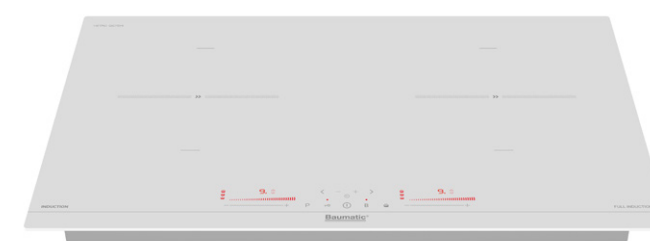
HK\$ 7,980



#### BENEFITS

EMSD Grade 1 energy label.  
Booster to 2600W for both zones simultaneously, no power sharing.  
3 auto functions, keep warm, simmer & defrost.

Timer with zone shut down feature.  
5200W total power.




#### FUNCTIONS & FEATURES

Left zone: 2.3kW, boost to 2.6kW, Ø195mm  
Right zone: 2.3kW, boost to 2.6kW, Ø195mm  
Grade 1 Energy Label  
Sensor slider control  
9 level powers  
Booster function  
Keep warm function  
Defrost function  
Simmer function  
Child safety lock  
Residual heat indicators  
Hob on indicator  
Auto pan recognition  
Auto switch off safety  
Overflow protection  
Pause function  
Timer alarm function (upto 99 mins)  
Timer auto shut down function (upto 99 mins)  
Eurokera Ceramic Glass

#### TECHNICAL DATA

Appliance dimensions in mm (h x w x d): 60 x 710 x 400  
Aperture dimensions in mm (h x w x d): 70 x 685 x 375  
Rated voltage: 220-240V  
Rated frequency: 50Hz  
Total connected load: 5200W  
Cable length: 1m  
Fuse rating: 25A









# BHI637.1 + BHI637.1 (White)

60CM 3 ZONE INDUCTION HOB


HK\$ 7,980



## BENEFITS

XL 28cm zone with booster to 3000W, suitable for wok style cooking. Stylish bevel edged glass design.

Timer with zone shut down feature. 6500W total power.



## FUNCTIONS & FEATURES

- Rear left: 1 x 1.5kW zone, Ø 160 mm
- Front left: 1 x 2.0kW zone, Ø 180 mm
- Right: 1 x 2.3kW zone, boost to 3.0kW, Ø 280 mm
- Grade 4 Energy Label
- Sensor touch control
- 9 power levels
- Child safety lock
- Residual heat indicators
- Hob on indicator
- Auto pan recognition
- Auto switch off safety
- Overflow protection
- Timer alarm function (upto 99 mins)
- Timer auto shut down function (upto 99 mins)
- 4-Side beveled edge glass (Black version)
- Schott ceramic glass (Black version)
- Eurokera ceramic glass ( version)

## TECHNICAL DATA

- Appliance dimensions in mm (H x W x D): 60 x 590 x 520
- Aperture dimensions in mm (H x W x D): 100 x 565 x 495
- Rated voltage: 220-240V
- Rated frequency: 50Hz / 60Hz
- Total connected load: 6500W
- Cable length: 1m
- Fuse rating: 32A




Technical Drawing on **page 106**

# BHI525


52CM 2 ZONE INDUCTION HOB

HK\$ 5,980



## BENEFITS

EMSD Grade 1 energy label. Booster to 2400W on right side zone. Timer with zone shut down feature. Suited for compact kitchens.



## FUNCTIONS & FEATURES

- Left zone: 1 x 1.5kW induction zone, boost to 1.8kW, Ø175mm
- Right zone: 1 x 2.0kW induction zone, boost to 2.4kW, Ø175mm
- Grade 1 Energy Label
- Sensor slider control
- 9 power levels
- Booster function
- Child safety lock
- Residual heat indicators
- Hob on indicator
- Auto pan recognition
- Auto switch off safety
- Overflow protection
- Timer alarm function (upto 99 mins)
- Timer auto shut down function (upto 99 mins)

## TECHNICAL DATA

- Appliance dimensions in mm (h x w x d): 56 x 525 x 350
- Aperture dimensions in mm (h x w x d): 70 x 505 x 330
- Rated voltage: 220-240V
- Rated frequency: 50Hz
- Total connected load: 3500W
- Cable length: 1m
- Fuse rating: 20A



Technical Drawing on **page 106**



# BIP1604

## 60CM 4 ZONE INDUCTION HOB

HK\$ 7,980

### BENEFITS

Timer with zone shut down feature.  
6400W total power.  
No power sharing between zones at max. power.  
Child lock.

### FUNCTIONS & FEATURES

Rear left: 1.4kW induction zone, Ø 180 mm  
Front left: 1.8kW induction zone, Ø 160 mm  
Rear right: 1.8kW induction zone, Ø 160 mm  
Front right: 1.4kW induction zone, Ø 180 mm  
Grade 3 Energy Label  
Sensor touch control  
9 power levels  
Child safety lock  
Residual heat indicators  
Hob on indicator  
Auto pan recognition  
Auto switch off safety  
Overflow protection  
Timer alarm function (upto 99 mins)  
Timer auto shut down function (upto 99 mins)

### TECHNICAL DATA

Appliance dimensions in mm (H x W x D): 61 x 590 x 520  
Aperture dimensions in mm (H x W x D): 100 x 560 x 490  
Rated voltage: 220-240V  
Rated frequency: 50Hz / 60Hz  
Total connected load: 6400W  
Cable length: 1.2m  
Fuse rating: 32A



Technical Drawing on **page 106**

# BIPC602

## 60CM 4 ZONE CERAMIC HOB

HK\$ 6,980

### BENEFITS

Timer with zone shut down feature.  
6000W total power.  
Safety auto shut down after 2 hours without user input.  
Child lock.

### FUNCTIONS & FEATURES

Rear left: 1.2kW ceramic zone, Ø 165 mm  
Front left: 1.8kW ceramic zone, Ø 200 mm  
Rear right: 1.8kW ceramic zone, Ø 200 mm  
Front right: 1.2kW ceramic zone, Ø 165 mm  
Sensor touch control  
9 power levels  
Child safety lock  
Residual heat indicators  
Hob on indicator  
Auto switch off safety  
Overflow protection  
Timer alarm function (upto 99 mins)  
Timer auto shut down function (upto 99 mins)

### TECHNICAL DATA

Appliance dimensions in mm (H x W x D): 52 x 590 x 520  
Aperture dimensions in mm (H x W x D): 100 x 560 x 490  
Rated voltage: 220-240V  
Rated frequency: 50Hz / 60Hz  
Total connected load: 6000W  
Cable length: 1.2m  
Fuse rating: 32A




Technical Drawing on **page 107**



# BIP1604

## 60CM 4 ZONE INDUCTION HOB

HK\$ 7,980



# BIPC602

## 60CM 4 ZONE CERAMIC HOB

HK\$ 6,980





# BHI305.1

30CM 2 ZONE INDUCTION HOB

HK\$ 4,680

### BENEFITS

Total power 3500W, no power sharing between zones.  
Large zone power upto 2000W.  
Timer with zone shut down feature.

### FUNCTIONS & FEATURES

Upper: 1 x 2.00kW induction zones, Ø 180 mm  
Lower: 1 x 1.50kW induction zone, Ø 160 mm  
Grade 4 Energy Label  
Sensor touch control  
9 power levels  
Child safety lock  
Residual heat indicators  
Hob on indicator  
Auto pan recognition  
Auto switch off safety  
Overflow protection  
Timer alarm function (upto 99 mins)  
Timer auto shut down function (upto 99 mins)

### TECHNICAL DATA

Appliance dimensions in mm (h x w x d): 58 x 288 x 520  
Aperture dimensions in mm (h x w x d): 100 x 268 x 500  
Rated voltage: 220-240V  
Rated frequency: 50-60Hz  
Total connected load: 3500W  
Fuse rating: 16A



Technical Drawing on **page 107**

# BHI305.2 + BHI305.2 (White)

30CM 2 ZONE INDUCTION HOB

HK\$ 4,680

### BENEFITS

Fitted with a 13A Plug.  
Timer with zone shut down feature.  
2800W total power.  
Large zone power upto 2000W.

### FUNCTIONS & FEATURES

Upper: 1 x 2.00kW induction zones, Ø 180 mm  
Lower: 1 x 1.50kW induction zone, Ø 140 mm  
Grade 3 Energy Label  
Sensor touch control  
9 power levels  
Child safety lock  
Residual heat indicators  
Hob on indicator  
Auto pan recognition  
Auto switch off safety  
Overflow protection  
Timer alarm function (upto 99 mins)  
Timer auto shut down function (upto 99 mins)  
EUROKERA ceramic glass (White version)

### TECHNICAL DATA

Appliance dimensions in mm (h x w x d): 58 x 288 x 520  
Aperture dimensions in mm (h x w x d): 100 x 268 x 500  
Rated voltage: 220-240V  
Rated frequency: 50-60Hz  
Total connected load: 2800W  
Fuse rating: 13A (Fitted with BS plug)




Technical Drawing on **page 107**



# BHI305.1

30CM 2 ZONE INDUCTION HOB



HK\$ 4,680



# BHI305.2

30CM 2 ZONE INDUCTION HOB

HK\$ 4,680







BHI305.2 (White)

# BHC305.2

30CM 2 ZONE CERAMIC HOB

HK\$ 4,480



## BENEFITS

Timer with zone shut down feature.  
3000W total power.  
Safety auto shut down after 2 hours without user input.  
Child lock.

## FUNCTIONS & FEATURES


Upper: 1 x 1.80kW ceramic zone, Ø 200 mm  
Lower: 1 x 1.20kW ceramic zone, Ø 165 mm  
Sensor touch control  
9 power levels  
Child safety lock  
Residual heat indicators  
Hob on indicator  
Auto switch off safety  
Overflow protection  
Timer alarm function (upto 99 mins)  
Timer auto shut down function (upto 99 mins)

## TECHNICAL DATA

Appliance dimensions in mm (L x W x H): 520 x 288 x 52 mm  
Aperture dimensions in mm (L x W x H): 500 x 268 x 48 mm  
Rated voltage: 220-240V  
Rated frequency: 50/60Hz  
Total connected load: 3000W  
Cable length: 1m  
Fuse rating: 16A



Technical Drawing on **page 107**





# BHI310

## 30CM 1 ZONE INDUCTION HOB

HK\$ 4,680

### BENEFITS

Built-in or freestanding installation.  
Fitted with a 13A Plug.  
Timer with alarm.  
Family line-up model with BHI305.2 or BHI305.1.

### FUNCTIONS & FEATURES

1 x 2.00kW induction zones, Ø 200mm  
Grade 3 Energy Label  
Sensor touch control  
8 power levels  
Pause function  
Child safety lock  
Residual heat indicators  
Hob on indicator  
Auto pan recognition  
Auto switch off safety  
Overflow protection  
Timer alarm function (upto 240 mins)  
Removable feet (freestanding or built-in)

### TECHNICAL DATA

Appliance dimensions in mm (h x w x d):  
80 \*incl. 15h feet x 290 x 520  
Aperture dimensions in mm (h x w x d): 120 x 270 x 500  
Rated voltage: 220-240V  
Rated frequency: 50-60Hz  
Total connected load: 2000W  
Fuse rating: 13A (Fitted with BS plug)



Technical Drawing on **page 108**

# BHC311

## 30CM 1 ZONE CERAMIC HOB

HK\$ 4,680



### BENEFITS

Built-in or freestanding installation.  
Fitted with a 13A Plug.  
Timer with alarm.  
2000W max. power.



### FUNCTIONS & FEATURES

1 x 2.0kW Single Zone, Ø 200 mm  
Sensor touch control  
8 power levels  
Pause function  
Child safety lock  
Residual heat indicators  
Hob on indicator  
Auto switch off safety  
Overflow protection  
Timer alarm function (upto 240 mins)  
Removable feet (freestanding or built-in)

### TECHNICAL DATA

Appliance dimensions in mm (L x W x H):  
520 x 290 x 80(incl.15mm feet) mm  
Aperture dimensions in mm (L x W x H): 495 x 265 x 130 mm  
Rated voltage: 220-240V  
Rated frequency: 50/60Hz  
Total connected load: 2000W  
Cable length: 1.5m  
Fuse rating: 13A (Fitted with BS plug)



Technical Drawing on **page 108**







# COOKER HOODS



## TOUCH CONTROL

No protruding control knobs, just an easy to use & clean, sleek glass surface.



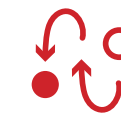
## GESTURE CONTROL

A fast and intuitive way to control your cooker hood while you are busy on the stove. Swipe right & left in front of your cook hood to turn the product on or off and control the speed levels.



## BLDC INVERTER MOTOR

The highly efficient Brushless DC motors have now been adapted for use in some Baumatic cooker hoods. Giving an unparalleled level of control (up to 25 speeds) against conventional motors with only 3. A revolution in cooker hood R&D, these models will give you a higher level of extraction efficiency compared to their overall power usage.




## AUTO-CLEAN

To keep your cooker hood in perfect working order, our models equipped with the Auto-Clean feature have a heating unit inside the motor which assists in breaking down the accumulated grease & fat. The now viscous oil will accumulate in the cooker hoods oil collection cup which can be easily removed for cleaning.




## OIL COLLECTION CUP

This accessory comes standard with all models equipped with the Auto-Clean Feature but can also be found on certain other Baumatic models independently. A great addition to your cooker hood if you are doing a lot of high heat, heavily oiled cooking such as stir frying. Allowing the oils to deposit in the cup will help ensure a longer lifespan for your cooker hood.



## PERIMETER EXTRACTION PANEL

By placing a deflector panel in-between your hob and the cooker hood motor, the extraction performance for the immediately surrounding area increases by forcing the suction along the perimeter of the panel, increasing the velocity rate at which the air is collected around the hob. Additionally, these panels provide for a nicer aesthetic which is easier to clean than traditional exposed grease filters.



## SLIM DEPTH

Designed primarily for the modern trend of space saving kitchens, these products have an overall depth of less than 36cm. Without compromising on the performance but giving you a cleaner looking and more open feeling kitchen.



## AUTO SHUT DOWN TIMER

Pre-program your hood to shut off after your desired time setting has been reached. Perfect to get the last few fumes out of your kitchen once you have finished cooking.








**DUAL EXTRACTION MOTORS**

For when only the best will suffice, two motors are used on the same control system, giving you the highest extraction rating available to household consumers and reaching a level of performance only seen in professional kitchens.



**AREA ILLUMINATION**

Models equipped with wider square LED's or full lightboard panels will have a more natural and encompassing illumination of your cooking station compared to traditional spotlights. Consider these models for lower lighting kitchen environments.









# BEI124X

## 120CM STAINLESS STEEL ISLAND COOKER HOOD

HK\$ 16,980

**BENEFITS**

High power 320W motor, upto 1200m3h extraction capacity.  
Central LED lightboard panel for whole cooking area illumination.



- FUNCTIONS & FEATURES**
- Extraction capacity: 1200m3/hr
  - Electronic button control
  - 3 Speeds
  - Large 8W LED Light Panel
  - 3 x 5 Layers Aluminum Mesh Filters
  - 2 x 600mm Chimney Stack
  - 320W Motor
  - Spigot size: 150mm
  - Extraction or Recirculation

**TECHNICAL DATA**

Appliance dimension in mm (h x w x d): 650-1150 x 1200 x 600  
Rated voltage: 220-240V  
Rated frequency: 50/60Hz  
Max connected load: 328W  
Fuse rating: 13A (Fitted with BS Plug)



Perimeter extraction system.  
3 x washable grease filters behind LED lightboard.  
Extraction or recirculation system.



Technical Drawing on **page 109**

# BET128.5X

## 120CM STAINLESS STEEL WALL MOUNTED COOKER HOOD

HK\$ 16,980

**BENEFITS**

Dual high power 320W motors, upto 2000m3h extraction capacity.  
6 LED spotlights for whole area illumination  
8 x Stainless steel baffle filters for easy cleaning.



- FUNCTIONS & FEATURES**
- Extraction capacity: 2000m3/hr
  - Pushbutton Control 3 speeds
  - 6 x 1W LED Spotlights
  - 8 x Stainless Steel Baffle Filters
  - 2 x 600mm Chimney Stacks
  - Dual 320W Motors
  - Spigot Size 150mm
  - Extraction or Recirculation

**TECHNICAL DATA**

Appliance dimension in mm (h x w x d): 689-1279 x 700 x 1200 mm  
Rated voltage: 220-240V  
Rated frequency: 50/60Hz  
Max connected load: 646W  
Fuse rating: 13A (Fitted with BS Plug)



Technical Drawing on **page 109**

# BET121X

## 120CM STAINLESS STEEL WALL MOUNTED COOKER HOOD

HK\$ 10,980

**BENEFITS**

High power 320W motor, upto 1200m3h extraction capacity.  
4 x 5 Layers aluminum mesh filters with stainless steel cover.  
Extraction or recirculation system.



- FUNCTIONS & FEATURES**
- Extraction capacity: 1200m3/hr
  - Electronic Button Control
  - 3 Speeds
  - 2 x 1.5W LED Spotlights
  - 3 x 5 Layers Aluminum Mesh Filters
  - 2 x 500mm Chimney Stacks
  - 320W motor
  - Spigot size: 150mm
  - Extraction or Recirculation

**TECHNICAL DATA**

Appliance dimension in mm (h x w x d): 548-1000 x 1200 x 500 mm  
Rated voltage: 220-240V  
Rated frequency: 50Hz  
Max connected load: 323W  
Fuse rating: 13A (Fitted with BS Plug)



Technical Drawing on **page 109**





# BET954BGLX

90CM GESTURE CONTROL STAINLESS STEEL & BLACK GLASS,  
WALL MOUNTED COOKER HOOD

HK\$ 9,980



## BENEFITS

High power 250W motor, upto 1100m3h extraction capacity.  
Perimeter extraction glass bottom panel for easy cleaning.

Hand gesture control for easy operation while cooking.  
Booster extraction function.



## FUNCTIONS & FEATURES

Extraction capacity: 1100m3/h  
Touch Control with LED Display  
Hand Gesture Control System  
4 Speeds (Including Booster Function)  
2 x 2W Rectangular LED Spotlights  
2 x 5 Layers Aluminum Mesh Filters  
1 x 400mm + 1 x 390mm Chimney Stacks  
250W Motor  
Spigot size: 150mm  
Extraction or Recirculation



## TECHNICAL DATA

Appliance dimension in mm (h x w x d): 400-760 x 900 x 500  
Rated voltage: 220V-240V  
Rated frequency: 50Hz / 60Hz  
Max connected load: 254W  
Fuse: 13A (Fitted with BS Plug)

Technical Drawing on **page 109**



# BET9364X

90CM INVERTER MOTOR  
STAINLESS STEEL, WALL  
MOUNTED COOKER HOOD

HK\$ 6,980

### BENEFITS

Inverter motor with 25 speeds for optimal regulation.  
Motor de-greasing and cleaning function.  
Hand gesture control for easy operation while cooking.  
Hidden oil collection cup under the motor, suitable for heavily oiled cooking.  
Slim depth body less than 36cm, for tight spaced kitchens.

### FUNCTIONS & FEATURES

Extraction capacity: 1150 m3/hr  
Touch Control with LED Display  
Hand Gesture Control System  
25 speed Inverter Motor  
Self Cleaning & De-Greasing Function  
Timer auto shut down function (upto 59 mins)  
2 x 1.5W LED Spotlights  
Removable Oil Collection Cup Under Motor  
3 x 5 Layers Aluminum Mesh Filters  
1 x 430mm + 1 x 375mm chimney stack  
300W Inverter Motor  
Spigot size 150mm  
Extraction or Recirculation  
Slim Depth Body

### TECHNICAL DATA

Appliance dimension in mm (h x w x d):  
350min x 900 x 358  
Rated voltage: 220-240V  
Rated frequency: 50Hz / 60Hz  
Max connected load: 303W  
Fuse: 13A (Fitted with BS Plug)



Technical Drawing on [page 110](#)

# BET8363X

80CM INVERTER MOTOR  
STAINLESS STEEL, WALL  
MOUNTED COOKER HOOD

HK\$ 6,380

### BENEFITS

Inverter motor with 25 speeds for optimal regulation.  
Motor de-greasing and cleaning function.  
Hand gesture control for easy operation while cooking.  
Hidden oil collection cup under the motor, suitable for heavily oiled cooking.  
Slim depth body less than 36cm, for tight spaced kitchens.

### FUNCTIONS & FEATURES

Extraction capacity: 1150 m3/hr  
Touch Control with LED Display  
Hand Gesture Control System  
25 speed Inverter Motor  
Self Cleaning & De-Greasing Function  
Timer auto shut down function (upto 59 mins)  
2 x 1.5W LED Spotlights  
Removable Oil Collection Cup Under Motor  
3 x 5 Layers Aluminum Mesh Filters  
1 x 430mm + 1 x 375mm chimney stack  
300W Inverter Motor  
Spigot size 150mm  
Extraction or Recirculation  
Slim Depth Body

### TECHNICAL DATA

Appliance dimension in mm (h x w x d):  
350min x 800 x 358  
Rated voltage: 220-240V  
Rated frequency: 50Hz / 60Hz  
Max connected load: 303W  
Fuse: 13A (Fitted with BS Plug)



Technical Drawing on [page 110](#)



# BET7362X

70CM INVERTER MOTOR  
STAINLESS STEEL, WALL  
MOUNTED COOKER HOOD

HK\$ 5,980

### BENEFITS


Inverter motor with 25 speeds for optimal regulation.  
Motor de-greasing and cleaning function.  
Hand gesture control for easy operation while cooking.  
Hidden oil collection cup under the motor, suitable for heavily oiled cooking.  
Slim depth body less than 36cm, for tight spaced kitchens.

### FUNCTIONS & FEATURES

Extraction capacity: 1150 m3/hr  
Touch Control with LED Display  
Hand Gesture Control System  
25 speed Inverter Motor  
Self Cleaning & De-Greasing Function  
Timer auto shut down function (upto 59 mins)  
2 x 1.5W LED Spotlights  
Removable Oil Collection Cup Under Motor  
2 x 5 Layers Aluminum Mesh Filters  
1 x 430mm + 1 x 375mm chimney stack  
300W Inverter Motor  
Spigot size 150mm  
Extraction or Recirculation  
Slim Depth Body

### TECHNICAL DATA

Appliance dimension in mm (h x w x d):  
350min x 700 x 358  
Rated voltage: 220-240V  
Rated frequency: 50Hz / 60Hz  
Max connected load: 303W  
Fuse: 13A (Fitted with BS Plug)



Technical Drawing on [page 110](#)

# BET6361X

60CM INVERTER MOTOR  
STAINLESS STEEL, WALL  
MOUNTED COOKER HOOD

HK\$ 5,380

### BENEFITS

Inverter motor with 25 speeds for optimal regulation.  
Motor de-greasing and cleaning function.  
Hand gesture control for easy operation while cooking.  
Hidden oil collection cup under the motor, suitable for heavily oiled cooking.  
Slim depth body less than 36cm, for tight spaced kitchens.

### FUNCTIONS & FEATURES

Extraction capacity: 1150 m3/hr  
Touch Control with LED Display  
Hand Gesture Control System  
25 speed Inverter Motor  
Self Cleaning & De-Greasing Function  
Timer auto shut down function (upto 59 mins)  
2 x 1.5W LED Spotlights  
Removable Oil Collection Cup Under Motor  
2 x 5 Layers Aluminum Mesh Filters  
1 x 430mm + 1 x 375mm chimney stack  
300W Inverter Motor  
Spigot size 150mm  
Extraction or Recirculation  
Slim Depth Body

### TECHNICAL DATA

Appliance dimension in mm (h x w x d):  
350min x 600 x 358  
Rated voltage: 220-240V  
Rated frequency: 50Hz / 60Hz  
Max connected load: 303W  
Fuse: 13A (Fitted with BS Plug)



Technical Drawing on [page 110](#)





# BET9364X

90CM INVERTER MOTOR STAINLESS STEEL,  
WALL MOUNTED COOKER HOOD

HK\$ 6,980



# BET7362X

70CM INVERTER MOTOR STAINLESS STEEL,  
WALL MOUNTED COOKER HOOD

HK\$ 5,980



# BET8363X

80CM INVERTER MOTOR STAINLESS STEEL,  
WALL MOUNTED COOKER HOOD

HK\$ 6,380



# BET6361X

60CM INVERTER MOTOR STAINLESS STEEL,  
WALL MOUNTED COOKER HOOD

HK\$ 5,380





Baumatic

12:09





# BESC930BGL

90CM AUTO CLEAN SLANTED BLACK GLASS COOKER HOOD

HK\$ 9,980

### BENEFITS

Hand gesture control for easy operation while cooking.  
Auto heat cleaning function.  
60 Seconds auto shut down function.  
Removable Oil Collection Tray, suitable for heavily oiled cooking.



### FUNCTIONS & FEATURES

Extraction capacity: 1200m3/hr  
Touch Control with LED Display  
Hand Gesture Control System  
2 Speeds  
Self Cleaning & De-Greasing Function  
Auto Shut Down Function (60 seconds)  
1 x 2W Rectangular LED Spotlight  
Removable Stainless Steel Oil Collection Tray  
1 x 400mm Chimney Stack  
Spigot size: 160mm  
Non return Air Valve

### TECHNICAL DATA

Appliance dimensions in mm (h x w x d): 760 x 900 x 340  
Rated voltage: 220-240V  
Rated frequency: 50Hz  
Max connected load: 252W  
Fuse: 13A (Fitted with BS Plug)  
Cable Length: 1.8m



Technical Drawing on **page 110**

# BE712X

70CM AUTO CLEAN STAINLESS STEEL COOKER HOOD

HK\$ 3,980



# BE712BL

70CM AUTO CLEAN BLACK & STAINLESS STEEL COOKER HOOD

HK\$ 3,980



# BE712X + BE712BL

### BENEFITS

Twin 150W motors, upto 1300m3h extraction capacity.  
Easy electronic twist control system.  
Auto heat cleaning function.  
Removable Oil Collection Tray.

### FUNCTIONS & FEATURES

Motor Speed: 1600 RPM  
Extraction Capacity: 1300 m3/hr  
Electronic Twist Control Operation  
3 Speeds  
Auto Heat Clean Function  
2 x 1.5W Rectangular LED Spotlights  
Removable Oil Collection Tray  
2 x Stainless Steel Baffle Filters  
Dual 150W Motors  
150mm Outlet Size  
Non return Air Valve

### TECHNICAL DATA

Appliance dimensions in mm (h x w x d):  
185 x 705 x 420 mm  
Rated voltage: 220-240V  
Rated frequency: 50/60Hz  
Max connected load: 303W  
Cable length: 1.8m  
Fuse: 13A (Fitted with BS Plug)



Technical Drawing on **page 110**

# BE709X

70CM AUTO CLEAN STAINLESS STEEL COOKER HOOD

HK\$ 2,980



### BENEFITS

Auto heat cleaning function.  
Removable Oil Collection Tray.



### FUNCTIONS & FEATURES

Motor Speed: 1100 RPM  
Extraction Capacity: 1000 m3/hr  
Pushbutton Control Operation  
2 Speeds  
Auto Heat Clean Function  
2 x 1.5W LED Spotlights  
Removable Plastic Oil Collection Trays  
Dual 75W Motors  
150mm Outlet Size  
Non return Air Valve

### TECHNICAL DATA

Appliance dimensions in mm (h x w x d):  
155 x 705 x 510 mm  
Rated voltage: 220-240V  
Rated frequency: 50/60Hz  
Max connected load: 153W  
Cable length: 1.8m  
Fuse: 13A (Fitted with BS Plug)



Technical Drawing on **page 111**

# BES710BGL + BES710WGL

70CM SLANTED BLACK OR WHITE GLASS, WALL MOUNTED COOKER HOOD

HK\$ 8,980

### BENEFITS

High power 380W motor, upto 1200m3h extraction capacity.  
Perimeter extraction glass bottom panel for easy cleaning.  
Hidden oil collection cup under the motor, suitable for heavily oiled cooking.

### FUNCTIONS & FEATURES

Extraction capacity: 1200m3/hr  
Touch control with LCD Display  
3 Speeds  
2 x 1.5W LED Spotlights  
Removable Oil Collection Cup Under Motor  
1 x 4 Layers Aluminum Mesh Filter  
1 x 400mm & 1 x 330mm Chimney Stack  
380W Motor  
Spigot size: 150mm  
Extraction or Recirculation

### TECHNICAL DATA

Appliance dimensions in mm (h x w x d):  
487-1187 x 700 x 420 mm  
Rated voltage: 220-240V  
Rated frequency: 50Hz  
Max connected load: 380W  
Fuse: 13A (Fitted with BS Plug)



Technical Drawing on **page 111**



# BET760BLX

76CM SLIM PANEL STAINLESS STEEL & BLACK GLASS, WALL MOUNTED COOKER HOOD

HK\$ 5,680

### BENEFITS

210W motor, upto 1000m3h extraction capacity.  
Hidden oil collection cup under the motor, suitable for heavily oiled cooking.  
Super slim 3cm front fascia panel.

### FUNCTIONS & FEATURES

Extraction capacity: 1000 m3/hr  
Touch Control with LCD Display  
3 Speeds  
2 x 1.5W LED Spotlights  
Removable Oil Collection Cup Under Motor  
2 x 5 Layers Aluminum Mesh Filters  
210W Motor  
1 x 400mm + 1 x 330mm Chimney Stacks  
Spigot size 150mm  
Extraction or Recirculation  
Super Slim 3cm Front Panel

### TECHNICAL DATA

Appliance dimension in mm (h x w x d): 400-710 x 760 x 485  
Rated voltage: 220-240V  
Rated frequency: 50/60Hz  
Max connected load: 213W  
Fuse: 13A (Fitted with BS Plug)



Technical Drawing on **page 111**





# TEL99X

90CM STAINLESS STEEL  
TELESCOPIC COOKER HOOD

HK\$ 3,980

### BENEFITS

210W motor, upto 1100m3h extraction capacity.  
Auto on / off extraction system.



### FUNCTIONS & FEATURES

- Extraction capacity: 1100 m3/hr
- Rocker Switch Control Operation
- Auto on / off extraction system
- 2 Speeds
- 2 x 1.5W LED Spotlights
- 3 x 5 Layers Aluminum Mesh Filters
- Spigot size 150mm
- 210W motor
- Stainless Steel Fascia Panel
- White Painted Body

### TECHNICAL DATA

Appliance dimensions in mm (h x w x d):  
280 x 900 x 278 (extends to 470mm)  
Rated voltage: 220-240V  
Rated frequency: 50/60Hz  
Max connected load: 213W  
Fuse: 13A (Fitted with BS Plug)

Technical Drawing on [page 111](#)

# TEL610X

60CM STAINLESS STEEL  
TELESCOPIC COOKER HOOD

HK\$ 3,380



### BENEFITS

210W motor, upto 1100m3h extraction capacity.  
Auto on / off extraction system.



### FUNCTIONS & FEATURES


- Extraction capacity: 1100 m3/hr
- Slider Switch Control Operation
- Auto on / off extraction system
- 3 Speeds
- 1 x 1.5W Rectangular LED Spotlight
- 2 x 5 Layers Aluminum Mesh Filters
- Spigot size 150mm
- 210W motor
- Stainless Steel Fascia Panel
- Grey Painted Body

### TECHNICAL DATA

Appliance dimensions in mm (h x w x d):  
255 x 595 x 280 (excl. front bar)  
Rated voltage: 220-240V  
Rated frequency: 50Hz  
Max connected load: 215W  
Fuse: 13A (Fitted with BS Plug)

Technical Drawing on [page 112](#)



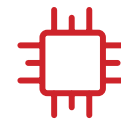


# COOLING SYSTEMS




## ELECTRONIC CONTROL

Communication between the user input, current temperature, and cooling system occurs via PCB which will more accurately and efficiently execute the demands when compared to a traditional thermostat dial system.




## ACTIVE CHARCOAL FILTER

Specifically designed for certain wine coolers, the filter allows the wine to rest & breathe in a cleaner environment. Ensuring the purity of the air inside the cabinet remains odor free, it is recommended to replace the filter every 12 months.



## INVERTER COMPRESSOR

Making appliances more energy efficient and quieter. The inverter system works at a variable speed rather than a rudimentary On / Off as previous generations of appliances do. The compressor will auto adjust its cooling power based on the room temperature, saving in some cases up to 30% of power for the same cooling capacity to a conventional appliance. Helping your product last longer by consuming less power and helping you with your energy bills.



## UV PROTECTED GLASS

UV rays are harmful to the ageing process of wine and speed up the degrading process. Rest assured your wines are fully protected from sun light on our models equipped with this feature, and they will be able to age at their natural pace.



## GRADE 1 ENERGY LABEL

Our Grade 1 Energy Label Fridge Freezers help you and the planet by lowering the necessary power consumption and lowering your energy bills. Efficient appliances.



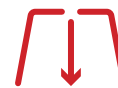
## NO FROST FREEZER

Say goodbye to the regular manual freezer defrost process, our No Frost Freezer systems will automatically take care of the hard work. This feature is paired with both traditional fridges using fans to assist in air circulation, or fully combined no frost fridge & freezer products.



## EASY GLIDE RAILS

For drawers in refrigerators & wine coolers which are designed to carry a heavier load, Baumatic has installed in some models an Easy Glide Rail System so you can quickly and easily get to your food or drinks.



## ECO FUNCTION

While your refrigerator has the ECO Function activated, it will self adjust its temperature to maintain a low power consumption mode relative to the external temperature and current internal product reading.








### SUPER FUNCTION

This function is useful if you plan to freeze or cool a large amount of food or drinks in one go, the product will work at maximum power for a predetermined time setting. Check your model specifics for further details.



### DUAL COOLING SYSTEM

With independent cooling circuits from the compressor to both the fridge and freezer section, you can independently set your fridge and freezer temperature according to your preference.









# BRCIF7636

## 248 LITRES BUILT-IN FROST-FREE FRIDGE FREEZER

HK\$ 13,980

### BENEFITS

Twin cooling systems, independent thermostat controls for fridge & freezer.  
Large vegetable crisper with manual humidity control & easy pull-out sliding rails.  
Sliding Utility Box Under Middle Rack.  
Electronic control with fast cool & fast freeze functions.  
Frost-Free Freezer.



### FEATURES GENERAL

Total capacity (net/gross): 246/248 litres  
Net capacity (fridge/freezer): 190/56 litres  
Grade 1 Energy Label  
Electronic Control Operation  
Fast Cool Mode  
Holiday Mode  
ECO Function  
Fast Freeze Function  
Dual Cooling Systems  
Independent Thermostat Controls for Fridge & Freezer  
Reversible Doors

### FEATURES FRIDGE

Auto Defrost Fridge  
Fan Assisted Fridge Cooling  
3 X LED Surround Lights in Fridge  
Fresh Zone Compartment For Meats, Fish & Dairy  
Vegetable Crisper with Manual Humidity Control, Sliding Rails  
3 X General Door Racks, Top Rack with Cover  
Sliding Utility Box Under Middle Rack  
Egg Tray  
4 X Safety Glass Shelves

### FEATURES FREEZER

Frost Free Freezer  
3 X Transparent Freezer Drawers  
Ice Cube Tray

### TECHNICAL DATA

Appliance dimensions in mm (h x w x d): 1776 x 540 x 540  
Aperture dimensions in mm (h x w x d): 1778-1785 x 560 x 550  
Freezing capacity: 3 kg/24hr  
Noise level: 42 dB  
Freezer star rating: \*\*\*\*  
Rated voltage: 220-240V  
Rated frequency: 50Hz  
Max connected load: 80W  
Cable length: 1.8m  
Fuse rating: 13A (Fitted with BS Plug)

Technical Drawing on **page 113**





# BRUI600

116 LITRES BUILT UNDER FRIDGE  
WITH ICE BOX

HK\$ 6,980

### BENEFITS

Slide-in built under installation.  
4\* Icebox rating.



### FEATURES

- Total capacity (gross/net): 117/116 litres
- Net capacity (fridge/icebox): 100/16 litres
- Grade 2 Energy Label
- Manual Adjustable Thermostat Control
- Automatic Fridge Defrost
- Reversible Door
- Adjustable Feet
- 2 X Safety Glass Shelves
- 2 X General Door Racks
- 2 X Salad Crispers
- Egg Tray
- Ice Cube Tray

### TECHNICAL DATA

- Appliance dimensions in mm (h x w x d): 818-870 x 596 x 550
- Aperture dimensions in mm (h x w x d): 820-870 x 600 x 600
- Freezing capacity: 3 kg/24hr
- Noise level: 39dB
- Rated voltage: 220-240V
- Rated frequency: 50Hz
- Max connected load: 100W
- Cable length: 1.8m
- Fuse rating: 13A (Fitted with BS Plug)

Technical Drawing on [page 113](#)

# BRUL600

136 LITRES BUILT UNDER  
LARDER FRIDGE

HK\$ 6,980

### BENEFITS

Slide-in built under installation.  
Auto fridge defrost.



### FEATURES

- Total capacity (gross/net): 136/135 litres
- Grade 2 Energy Label
- Manual Adjustable Thermostat Control
- Automatic Fridge Defrost
- Reversible Door
- Adjustable Feet
- 3 X Safety Glass Shelves
- 2 X General Door Racks
- 2 X Salad Crispers
- Egg Tray

### TECHNICAL DATA

- Appliance dimensions in mm (h x w x d): 818-870 x 596 x 550
- Aperture dimensions in mm (h x w x d): 820-870 x 600 x 600
- Noise level: 41dB
- Rated voltage: 220-240V
- Rated frequency: 50Hz
- Max connected load: 100W
- Cable length: 1.8m
- Fuse rating: 13A (Fitted with BS Plug)

Technical Drawing on [page 113](#)



# BRUF600

105 LITRES BUILT UNDER FREEZER

HK\$ 8,980

### BENEFITS

Slide-in built under installation.  
Super freeze function.



### FEATURES

- Total capacity (gross/net): 105/95 litres
- Grade 3 Energy Label
- Manual Adjustable Thermostat Control
- Super Freeze Function
- Temperature Rise warning
- Manual Defrost
- Reversible Door
- Adjustable Feet
- 3 X Freezer Drawers
- Ice Cube Tray



Technical Drawing on [page 113](#)



### TECHNICAL DATA

- Appliance dimensions in mm (h x w x d): 818-870 x 596 x 550
- Aperture dimensions in mm (h x w x d): 820-870 x 600 x 600
- Freezing capacity: 4.5 kg/24hr
- Noise level: 41dB
- Rated voltage: 220-240V
- Rated frequency: 50Hz
- Max connected load: 100W
- Cable length: 1.8m
- Fuse rating: 13A (Fitted with BS Plug)



# B300GR

300L FREESTANDING NO FROST, INVERTER FRIDGE FREEZER

HK\$ 9,980

## BENEFITS

Inverter compressor with ECO function.  
Full no frost fridge & freezer.  
2 Large Slide out Freezer Drawers.  
Twist Ice cube system.



## FEATURES GENERAL

Total capacity (net/gross): 300/356 litres  
Net capacity (fridge/freezer): 185/115 litres

Grade 1 Energy Label  
Full No Frost Fridge & Freezer  
Twin Cooling System  
Inverter Compressor  
Electronic Control Operation & LED Touch Screen  
ECO Function  
Holiday Function  
Super Function (Freezer)  
Child lock

## FEATURES FRIDGE

LED Top Light in Fridge  
1 X Vegetable Crisper  
6 X General Door Racks  
1 X Egg Tray  
4 X Safety Glass Shelves  
2L Beverage Bottle Bin

## FEATURES FREEZER

2 X Large Freezer Drawers with Sliding Rails  
Twist Ice Cube System

## TECHNICAL DATA

Appliance dimensions in mm (h x w x d): 1865 x 635 x 685  
Freezing capacity: 15kg/24hrs  
Noise level: 43 dB  
Freezer star rating: \*\*\*\*  
Rated voltage: 220-240V  
Rated frequency: 50Hz  
Max connected load: 150W  
Fuse rating: 13A (Fitted with BS Plug)



# BCRF238

238L FREESTANDING NO FROST, INVERTER FRIDGE FREEZER

HK\$ 8,980

## BENEFITS

Full no frost fridge & freezer.  
Separate chiller compartment for meat, fish & dairy products.  
Hidden recessed handle design.

## FEATURES GENERAL

Total capacity (net/gross): 231/238 litres  
Net capacity (fridge/freezer): 123/64 litres  
Net capacity (cooling compartment): 44 litres

Grade 2 Energy Label  
Full No Frost Fridge & Freezer  
Twin Cooling System  
Electronic Control Operation  
Recessed handle

## FEATURES FRIDGE

LED Top Light in Fridge  
1 X Vegetable Crisper  
2 X General Door Racks  
2 X Egg Tray  
3 X Safety Glass Shelves

## FEATURES FREEZER

3 X Freezer Drawers  
1 X Ice Cube Tray

## TECHNICAL DATA

Appliance dimensions in mm (h x w x d): 1765 x 530 x 620  
Freezing capacity: 3kg/24hrs  
Noise level: 43 dB  
Freezer star rating: \*\*\*\*  
Rated voltage: 220V  
Rated frequency: 50Hz  
Max connected load: 160W  
Fuse rating: 13A (Fitted with BS Plug)







# BWCD1502GL

46 BOTTLE INVERTER, DUAL ZONE WINE COOLER

HK\$ 8,980

## BENEFITS

- Odor Free Activated Carbon Filter.
- Security Lock System with Keys.
- Reversible Door with Magnet Close System.
- Front Mounted Hidden Hinge.
- UV Protected Tinted Glass.

## FEATURES GENERAL

- Wine cooler capacity: 145L / 46 bottles
- Temperature Range : 5-20°C
- Upper Zone : 16 Bottles, 5-12°C
- Lower Zone : 30 Bottles, 12-20°C

- Electronic Control Operation & LED Touch Screen
- Celsius / Fahrenheit Display Option
- Child Lock
- LED Top Light
- Auto Defrosting Rear Wall
- Odor Free Activated Carbon Filter
- UV Protected Tinted Glass
- 6 X Beech wood shelves with Decorative Trim
- 5 X Shelves with Sliding Rails
- Security Lock System with Keys
- Handleless Design
- Reversible Door with Magnet Close System
- Front Mounted Hidden Hinge
- Environmentally-Friendly Refrigerant (R600a)
- Inverter Compressor

## TECHNICAL DATA

- Appliance dimensions in mm (h x w x d): 820 x 595 x 575
- Aperture dimensions in mm (h x w x d): 825 x 600 x 580
- Rated voltage: 220 - 240V
- Rated frequency: 50Hz
- Fuse rating: 13A (Fitted with BS Plug)





# BWC193BL

## 193 BOTTLE SINGLE ZONE WINE COOLER


HK\$ 13,980

### BENEFITS

Large capacity, 193 bottles (Bordeaux standard bottle).  
Security Lock System with Keys.

### TECHNICAL DATA

Appliance dimensions in mm (h x w x d): 1800 x 595 x 690  
Rated voltage: 220-240V  
Rated frequency: 50Hz  
Fuse rating: 13A (Fitted with BS Plug)



### FEATURES GENERAL

Wine cooler capacity: 450L / 193 bottles  
Temperature Range : 5-22°C

Electronic Control Operation & LED Touch Screen  
Celsius / Fahrenheit Display Option  
Child Lock  
LED Top Light in Fridge  
10 Wooden Shelves  
Security Lock System with Keys  
Environmentally-Friendly Refrigerant (R600a)



# BWC159BGL

## 9 BOTTLE SINGLE ZONE SLIM WINE COOLER

HK\$ 6,380

### BENEFITS

Slim width (15cm) design, perfect for small kitchens.  
9 Bottle storage capacity, 2 front standing bottles.



### FEATURES

Wine cooler capacity: 24L / 9 bottles  
Temperature Range : 5-20°C

Electronic Control Operation & LED Touch Screen  
Celsius / Fahrenheit Display Option  
Child Lock  
LED Top Light in Fridge  
Environmentally-Friendly Refrigerant (R600a)

### TECHNICAL DATA

Appliance dimensions in mm (h x w x d):  
820-850 x 150 x 525  
Aperture dimensions in mm (h x w x d):  
min. 825 x 155 x min. 535  
Rated voltage: 220-240V  
Rated frequency: 50Hz  
Fuse rating: 13A (Fitted with BS Plug)



Technical Drawing on **page 114**

# BW28.1BL

## 28 BOTTLE SINGLE ZONE WINE COOLER

HK\$ 3,980

### BENEFITS

Thermoelectric cooling system.  
28 Bottle storage capacity.  
Tinted Reflective Glass.




### FEATURES

Wine cooler capacity: 65L / 28 bottles  
Temperature Range : 12-18°C

Electronic Control Operation & LED Touch Screen  
Thermoelectric Cooling System  
6 Stainless Steel Shelves  
LED Top Light in Fridge  
Recessed Handle Design  
Tinted Reflective Glass

### TECHNICAL DATA

Appliance dimensions in mm (h x w x d):  
738 x 460 x 520  
Rated voltage: 220-240V  
Rated frequency: 50Hz  
Fuse rating: 13A (Fitted with BS Plug)








# Washing & Cleaning



## SLIM DEPTH

Designed primarily for the modern trend of space saving apartments, these products have an overall depth of between 42cm to 48cm. Without compromising on the performance or load size. Check specific models for further details and exact size.




## OZONE STERILIZATION

Once Ozone has been released into the atmosphere it rapidly breaks down into oxygen atoms which have strong oxidizing powers. These atoms have been shown to be effective in eliminating pathogenic microorganisms and common bacteria. Enough ozone is generated inside sealed products to assist in the sterilization process of dishes & cutlery, without releasing enough to be harmful to your family.



## BLDC INVERTER MOTOR

Making appliances more energy efficient and quieter. The inverter system works at a variable speed, self adjusted speed which adapts by itself to the interior load, rather than a pre-set speed determined solely on the input by the user, as previous generations of appliances do. Helping your product last longer by consuming less power and helping you with your energy bills.



## DELAY TIMER

Load your appliance and set it via the timer to start when you like, so that's it's finished its wash cycle when you are back home and ready to unload it.



## 15' QUICK WASH

Quick, light & fast. Useful was cycle for lightly soiled items that you need cleaned in a rush.



## GRADE 1 ENERGY LABEL

Our Grade 1 Energy Label Laundry products help you and the planet by lowering the necessary power consumption and lowering your energy bills. Efficient appliances.



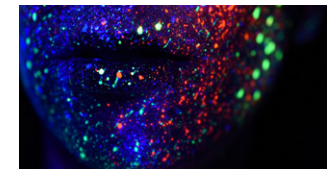
## 1 HOUR WASH & DRY

Combo cycle for small loads that need to be cleaned and dried in a hurry, perfect for light items & shirts.




## HALF LOAD

Use this feature when running your dishwasher around half full to help you save on water & energy consumption.



## UV STERILIZATION

Powerful UV wavelengths help to breakdown and eliminate up to 99% of common household bacteria. Ideally used after a good wash cycle on plates and cutlery during the drying cycle.



## ECO FUNCTION

ECO function can be used as the standard wash cycle for a full average load in a dishwasher, although using more time than a standard program it will overall reduce the energy and water consumption of the product. Combined with the Delay Timer feature your dishwasher can be set to be ready when you are.









# BWDI1418.1

60CM BUILT-IN INVERTER WASHER DRYER 8/6KG

HK\$ 12,980



### BENEFITS

BLDC Inverter motor.  
16 wash / dry programs, including 1 hour wash & dry.  
Delay start operation.

### FEATURES GENERAL

Wash load: 8 kg  
Dry load: 6 kg  
Maximum spin speed: 1400 rpm

Grade 1 Energy Label  
Large LED Display  
Electromagnetic door lock  
Inverter motor  
Polypropylene tub  
Delay start  
Spin speed selection (400 - 1400)  
Temperature selection (Cold - 60°C)  
Mute Operation  
Child lock  
Memory  
Fuzzy logic  
Imbalance control system  
Overflow protection  
Failure detection system

### PROGRAMS

- Quick
- Sport Wear
- 20°C
- Jeans
- Wool
- ECO 40-60
- Intensive
- Spin Only
- Rinse & Spin
- Baby Care
- Dry Only
- Wash & Dry
- Mix
- Cotton
- 1 Hour W/D
- My cycle



### TECHNICAL DATA

Appliance dimensions: (h x w x d) 825-850 x 595 x 540  
Aperture dimensions: (h x w x d) 830 min x 600 x 580  
Standard water pressure: 0.05 - 1 Mpa  
Noise level (wash/spin/dry): 54/78/62 dB  
Rated voltage: 220-240V  
Rated frequency: 50Hz  
Electrical connection rating: 1900W  
Cable length: 1.5m  
Fuse rating: 13A (Fitted with BS Plug)

Technical Drawing on **page 114**

# BWDF2428

60CM INVERTER SLIM WASHER DRYER 8/6KG

HK\$ 7,980



### BENEFITS

BLDC Inverter motor.  
Slim depth for tight kitchens (475mm).  
16 wash / dry programs, including 1 hour wash & dry, 15min fast wash.  
Temperature regulation from Cold to 90°C.  
Delay start operation.

### FEATURES GENERAL


Wash/Spin load: 8kg  
Dry load: 6kg  
Maximum spin speed: 1400rpm

Grade 1 Energy Label  
Large LED Display  
Electromagnetic door lock  
Inverter motor  
Stainless steel drum  
Delay start (upto 24 hours)  
Spin speed selection (0 - 1400)

Temperature selection (Cold - 90°C)  
Mute-washing  
Child lock  
Memory  
Pre-wash  
Easy Iron  
Extra rinse  
Fuzzy logic  
Imbalance control system  
Overflow protection  
Failure detection system

### PROGRAMS

- ECO 40-60
- Air wash
- Quick 15
- 20°C
- Wool
- Jeans
- Intensive
- Synthetic
- Cotton
- 1 hour W/D
- Mix
- Wash and Dry
- Rinse & Spin
- Dry only
- Spin only
- My cycle



### TECHNICAL DATA

Appliance dimension in mm (h x w x d): 850 x 595 x 475  
Standard water pressure: 0.05 - 1 Mpa  
Noise level (wash/spin/dry): 56/76/62 dB  
Rated voltage: 220-240V  
Rated frequency: 50Hz  
Electrical connection rating: 1900W  
Cable length: 1.5m  
Fuse rating: 13A (Fitted with BS Plug)



# BWF712W

60CM SLIM WASHING MACHINE 7KG

HK\$ 3,680

### BENEFITS

Slim depth for tight kitchens (420mm).  
20 Degree inclined control panel.  
Temperature regulation from Cold to 90°C.  
Large integrated control panel.

### FEATURES GENERAL

Wash/Spin load: 7kg  
Maximum spin speed: 1200rpm

Grade 1 Energy Label  
Super slim 42cm depth  
Touch control LED display  
Electromagnetic door lock  
tainless steel drum  
Delay start  
Spin speed selection  
Temperature selection (Cold - 90°C)  
20 Degree inclined control panel  
Child lock  
Midway cycle add clothes

### PROGRAMS

- Synthetics
- Delicates / Silk
- Drum Clean
- Rinse & Spin
- Spin Only
- Mixed Fabrics
- Super Quick (15 mins)
- 20°C
- Eco 40-60
- Anti Allergy



### TECHNICAL DATA

Appliance dimension in mm (h x w x d): 845 x 595 x 420  
Standard water pressure: 0.02 - 0.8 Mpa  
Noise level (wash/spin): 60/76 dB  
Rated voltage: 220-240V  
Rated frequency: 50Hz  
Electrical connection rating: 2100W  
Cable length: 1.5m  
Fuse rating: 13A (Fitted with BS Plug)



# BTWF70

7KG TOP LOADING WASHING MACHINE

HK\$ 2,980

### BENEFITS

Grade 1 Energy Label.  
Drain pump for high / low water level.  
Delay wash timer.  
Start / Pause function.

### FEATURES GENERAL

Wash/Spin load: 7kg  
Maximum spin speed: 700rpm

Grade 1 Energy Label  
Auto Drain Pump  
LED display  
Start Pause function  
Child lock  
Remaining time display  
Overflow control  
Auto balance system  
10 level water control  
24 hour delay timer

### PROGRAMS

- Soak
- Wash
- Rinse
- Spin
- Standard
- Heavy
- Soft
- Quick
- Wool
- Baby care
- Water recycle
- Tub Clean
- Air Dry

### TECHNICAL DATA

Appliance dimensions mm (h x w x d): 890 x 522 x 522  
Rated voltage: 220-240V  
Rated frequency: 50Hz  
Electrical connection rating: 310W  
Fuse rating: 13A (Fitted with BS Plug)





# BTD45

60CM 4.5KG WALL MOUNTED / FREESTANDING TUMBLE DRYER

HK\$ 2,980



## BENEFITS

Freestanding or wall mounted installation.  
200min timer selector knob.  
High / low heat switch.

## FEATURES GENERAL

Drying Capacity: 4.5kg  
Low & High heat function  
0-200 min Timer & function knob  
PTC heating element  
Stainless steel drum  
Three sets of unique thermal protection device  
High-speed rotating turbo-fan  
Special safety switch on door  
Variable heating selector  
Adjustable leveling legs  
Double-layer lint filter  
Wall mounting kit

## TECHNICAL DATA

Appliance dimensions in mm (h x w x d): 700 x 600 x 435  
Rated voltage: 220-240V  
Rated frequency: 50Hz  
Electrical connection rating: 1450W  
Fuse rating: 13A (Fitted with BS Plug)



# BDWI619

60CM BUILT-IN FULL SIZE DISHWASHER WITH BLDC MOTOR

HK\$ 8,980



## BENEFITS

Efficient BLDC motor.  
Floor Indicator for washing status.  
Sliding door system to allow full height kitchen panel.  
Multi Function, removable cutlery rack.

## FEATURES GENERAL

14 place settings 8 Programs: 1.ECO 2.Glass 3.90min 4.Party 5.Self-Cleaning 6.Auto 7.Hygiene 8.Normal Floor indicator for washing status Sliding door installation for full height kitchen panel Stainless steel interior Touch Control LED Display	Extra drying Delay timer (1-24 hours) Power wash Dual wash Concealed heating element Multi-function cutlery rack Grey baskets Anti flood & leak Water softness adjustment Salt & rinse aid warning Cold water fill
--	--

## TECHNICAL DATA

Appliance dimensions in mm (h x w x d): 815 x 598 x 550  
Aperture dimensions in mm (h x w x d): min 820 x 600 x 580  
Standard water pressure: 0.04 - 1 Mpa  
Noise Level: 44dB  
Energy consumption: 0.83kWh/cycle (237kWh per Annum)  
Water consumption: 10.5L/cycle (2940L per Annum)  
Rated voltage: 220-240V  
Rated frequency: 50Hz  
Total connected load: 1760-2100W  
Cable: 1.5m  
Fuse rating: 13A (Fitted with BS Plug)





# BDWI662BL

## 60CM INTEGRATED DISHWASHER & STERILIZER

HK\$ 10,990

### BENEFITS

UV & Ozone sterilizing functions can be activated after the wash cycle.  
Fan & hot air drying.  
Up to 8 sets of full cutlery can be placed inside.  
Delay timer.

### FEATURES GENERAL

8 place settings  
5 Programs:  
1.Intensive  
2.Normal  
3.Eco  
4.Rapid  
5.Hygiene  
Stainless steel interior  
LED display  
Delay start timer (1 to 24 hours)  
Child Lock  
Upper and lower baskets  
Fan & Hot air drying  
Twin spray arms  
UV & Ozone sterilizing functions  
Dish storage functions  
Water softener regulator  
Rinse aid dispenser

### TECHNICAL DATA

Appliance dimensions in mm (h x w x d): 620 x 595 x 525  
Aperture dimensions in mm (h x w x d): min. 605 x 560 x 550  
Standard water pressure: 0.04 - 1 Mpa  
Noise Level: 49dB  
Energy cons.(ECO) : 0.7Kwh  
Water cons.(ECO) : 8 L  
Rated voltage: 220V - 240V  
Rated frequency: 50Hz  
Total connected load: 1470W  
Fuse rating: 13A (Fitted with BS Plug)



Technical Drawing on **page 114**



# BDWI452

## 45CM BUILT-IN FULL SIZE SLIM DISHWASHER

HK\$ 6,980

### BENEFITS

Up to 9 sets of full cutlery can be placed inside.  
Delay timer.  
Half load function.

### FEATURES GENERAL

9 place settings  
6 Programs:  
1.Intensive  
2.Normal  
3.Economy  
4.Rapid  
5.90 min.  
6.Glass  
Stainless steel Interior  
Electronic Control LED Indicators  
Delay Timer (3/6/9/12 hours)  
Half Load  
Concealed heating element  
Water softness adjustment  
Anti Flood  
Anti Leak  
Grey Baskets  
Salt & rinse aid warning  
Cold water fill

### TECHNICAL DATA

Appliance dimensions in mm (h x w x d): 815 x 448 x 550  
Aperture dimensions in mm (h x w x d): 820 x 450 x min 585  
Standard water pressure: 0.04 - 1 Mpa  
Noise level: 49dB  
Energy consumption: 0.69kwh (197kWh per Annum)  
Water consumption: 9L/cycle (2520L per Annum)  
Rated voltage: 220-240V  
Rated frequency: 50/60Hz  
Total connected load: 1930W  
Fuse rating: 13A (Fitted with BS Plug)



Technical Drawing on **page 114**





# BST92BL

90L BUILT IN DISH STERILIZER WITH OZONE & UV

HK\$ 5,980



### BENEFITS

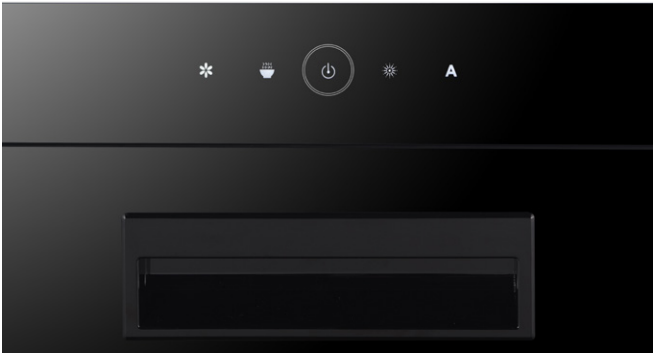
- 2 sliding drawers
- Top zone with UV and Ozone sterilizing
- Auto function for using both zones simultaneously

### FEATURES GENERAL

- Capacity: 90L
- Upper Zone: Ozone+ UV (75°C)
- Lower Zone: Sterilizing infrared high temperature (125°C)
- Disinfect Function (top zone)
- Dry Function (top zone)
- High Temp. Function (bottom zone)
- Auto Function (top & bottom zones)
- LED touch control operation
- Stainless steel cavity
- Tempered glass

### TECHNICAL DATA

- Appliance dimensions in mm (h x w x d): 600 x 595 x 475
- Aperture dimensions in mm (h x w x d): 590 x 560 x min.500
- Rated voltage: 220V
- Rated frequency: 50-60Hz
- Electrical connection rating: 700W
- Fuse rating: 13A (Fitted with BS Plug)



Technical Drawing on **page 115**



# BQSDA8245GB

STONE COMPOSITE QUARTZ DOUBLE BOWL SINK - BLACK

HK\$ 5,980



## BENEFITS

Long lasting stone composite material  
220mm Bowl Depth

## SPECIFICATION

Product dimensions in mm: 820 x 450 x 200  
220mm Bowl Depth

## STANDARD ACCESSORIES

Drain Kit  
Sink Overflow Outlet  
SS304 Sink Stainer with Cover



# BQSDA8245LG

STONE COMPOSITE QUARTZ DOUBLE BOWL SINK - GREY

HK\$ 5,980

## BENEFITS

Long lasting stone composite material  
220mm Bowl Depth

## SPECIFICATION

Product dimensions in mm: 820 x 450 x 200  
220mm Bowl Depth

## STANDARD ACCESSORIES

Drain Kit  
Sink Overflow Outlet  
SS304 Sink Stainer with Cover



Technical Drawing on [page 116](#)

# BQSSA6047GB

STONE COMPOSITE QUARTZ SINGLE BOWL SINK - BLACK

HK\$ 4,980



## BENEFITS

Long lasting stone composite material  
220mm Bowl Depth

## SPECIFICATION

Product dimensions in mm: 600 x 470 x 222  
220mm Bowl Depth

## STANDARD ACCESSORIES

Drain Kit  
Sink Overflow Outlet  
SS304 Sink Stainer with Cover



# BQSSA6047LG

STONE COMPOSITE QUARTZ SINGLE BOWL SINK - GREY

HK\$ 4,980

## BENEFITS

Long lasting stone composite material  
220mm Bowl Depth

## SPECIFICATION

Product dimensions in mm: 600 x 470 x 222  
220mm Bowl Depth

## STANDARD ACCESSORIES

Drain Kit  
Sink Overflow Outlet  
SS304 Sink Stainer with Cover



Technical Drawing on [page 116](#)







# BM1331

## SINGLE LEVER HOT AND COLD MIXER TAP

HK\$ 1,180

### BENEFITS

Pull out retractable hose system.  
Spray function.  
360o swivel.

### FEATURES & SPECIFICATION

Zinc with brass cartridge base  
Chrome plating  
With filter  
360o swivel  
Pull out system  
Body gauge: 3mm  
Maximum water pressure: 0.5Mpa  
Minimum water pressure: 0.1Mpa

Technical Drawing on [page 117](#)



# BM1320

## SINGLE LEVER HOT AND COLD MIXER TAP

HK\$ 1,680

### BENEFITS

SUS304 Stainless Steel Body  
Brass Ceramic Cartridge

### FEATURES & SPECIFICATION

SUS304 Stainless Steel Body  
Brass Ceramic Cartridge  
Black plating  
Body gauge: 3mm  
Maximum water pressure: 0.5Mpa  
Minimum water pressure: 0.1Mpa

Technical Drawing on [page 117](#)



# BM1336

## SINGLE LEVER HOT AND COLD MIXER TAP

HK\$ 1,280

### BENEFITS

Pull out retractable hose system.  
Spray function.  
360o swivel.

### FEATURES & SPECIFICATION

Zinc with brass cartridge base  
Chrome plating  
With filter  
360o swivel  
Pull out system  
Body gauge: 3mm  
Maximum water pressure: 0.5Mpa  
Minimum water pressure: 0.1Mpa

Technical Drawing on [page 117](#)





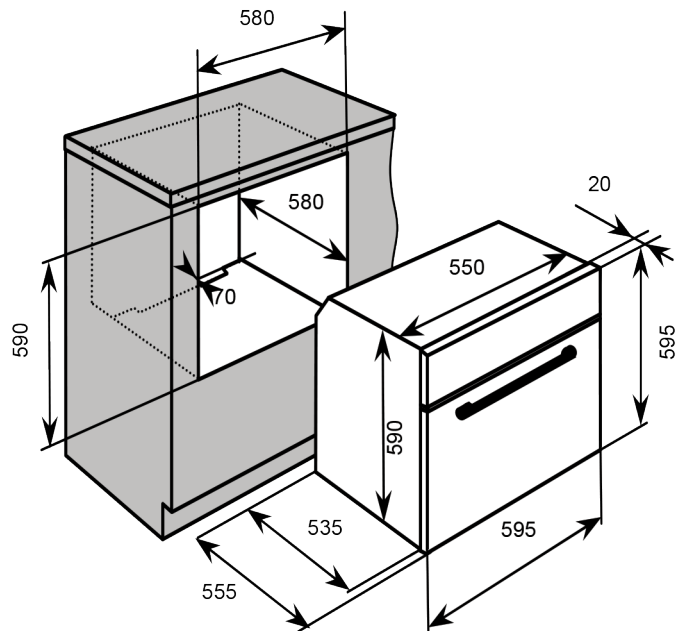


# TECHNICAL DRAWINGS



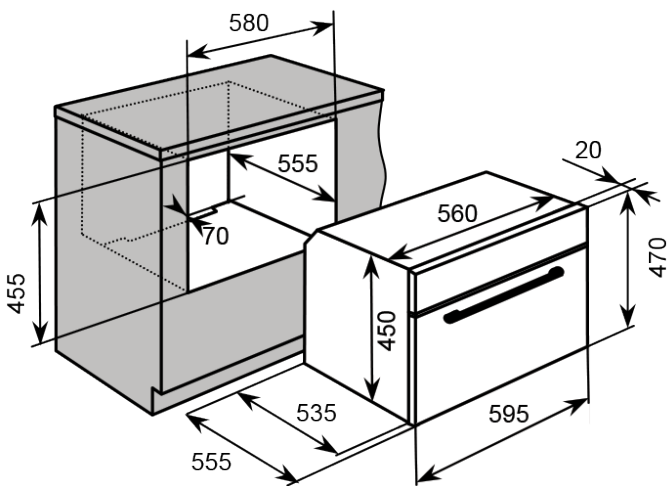
**BCS674BL**

70L BUILT-IN COMBINATION STEAM OVEN



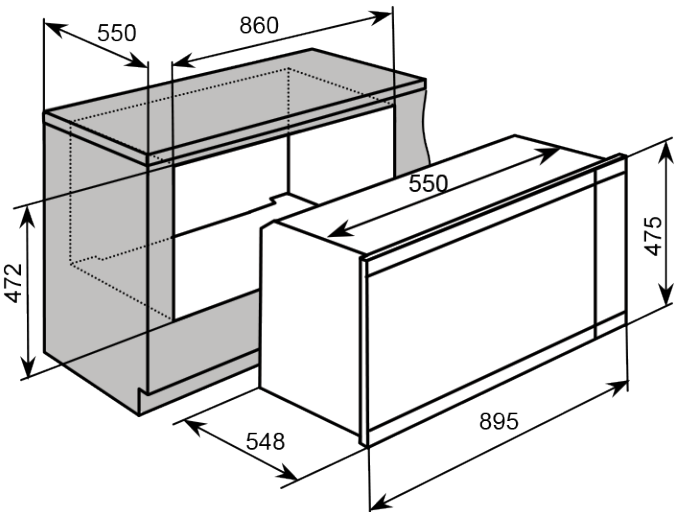
**BCS496BGL + BCS496WGL**

56L BUILT-IN COMBINATION STEAM OVEN



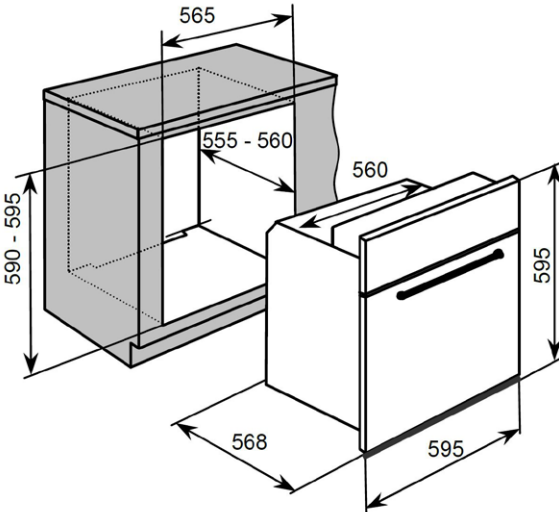
**BO906X**

100L BUILT-IN HIGH CAPACITY  
MULTIFUNCTION OVEN



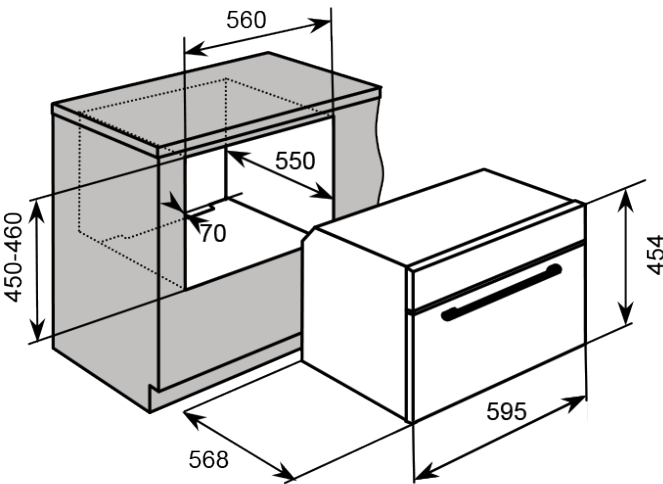
**BMO631W**

70L BUILT-IN MULTIFUNCTION OVEN



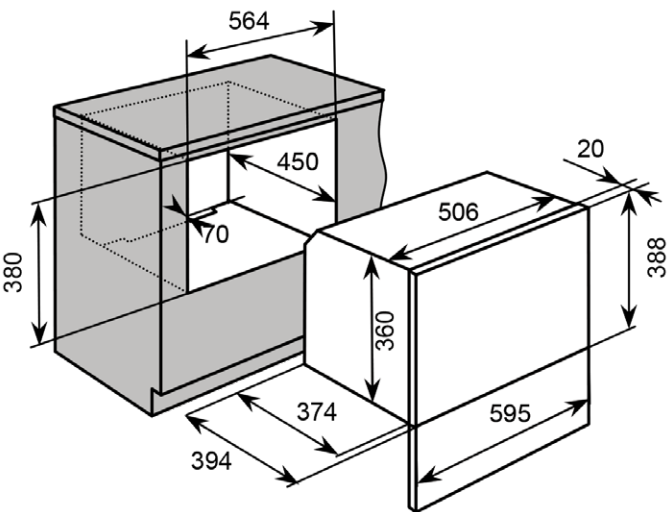
**BSMC462BGL**

50L BUILT-IN COMBINATION MICROWAVE,  
STEAM, FAN & GRILL OVEN



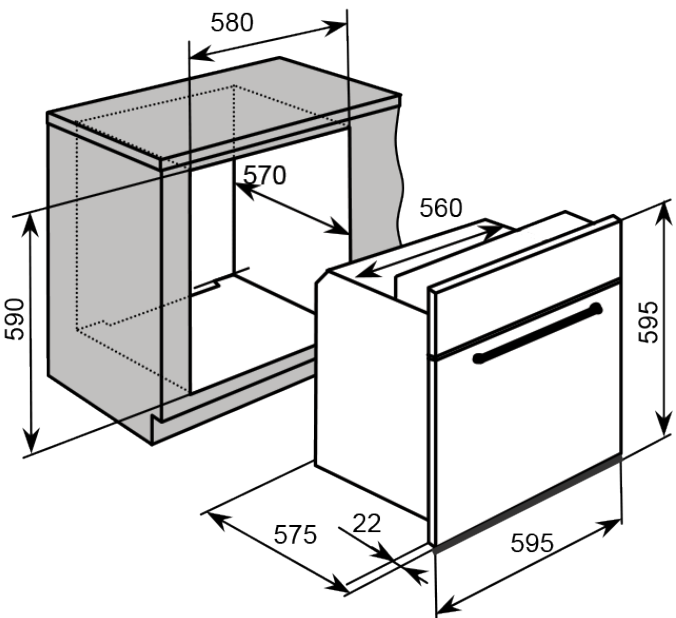
**BCS420BL**

26L BUILT-IN STEAM & CONVENTIONAL OVEN



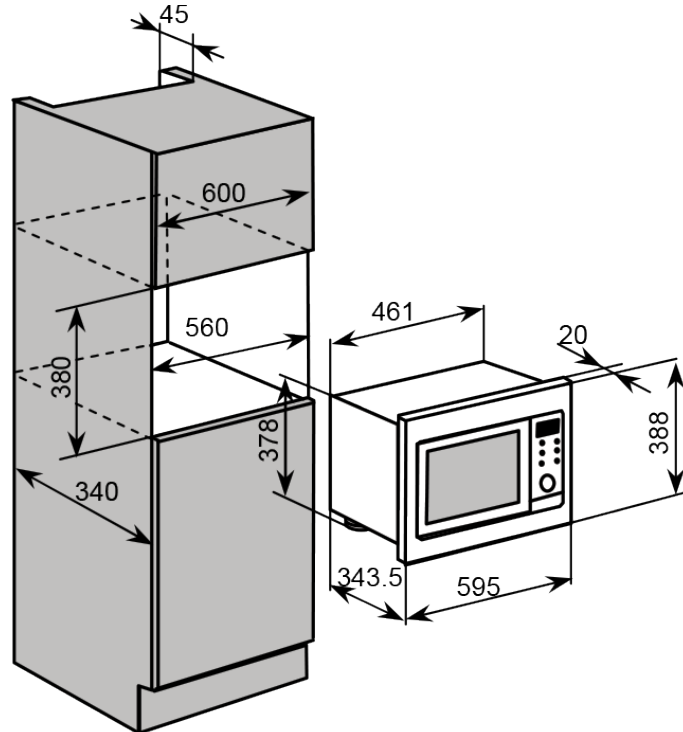
**BMO620BL**

70L BUILT-IN MULTIFUNCTION OVEN



**BMG220X**

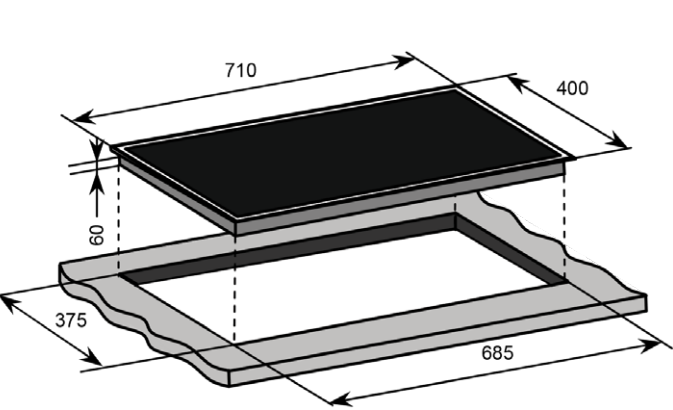
20L BUILT-IN MICROWAVE OVEN WITH GRILL





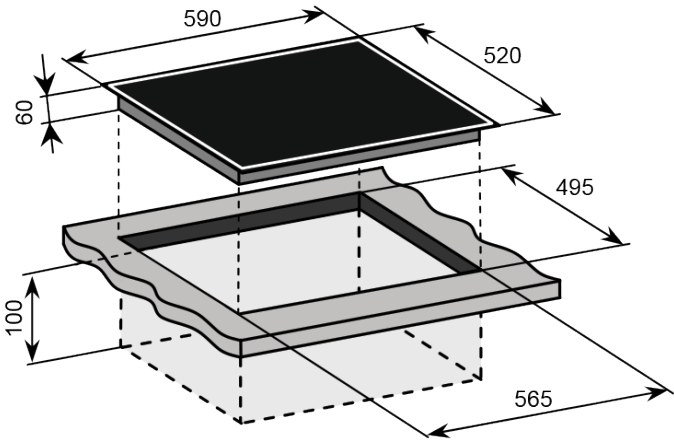
**BHI714**

71CM 2 ZONE INDUCTION HOB



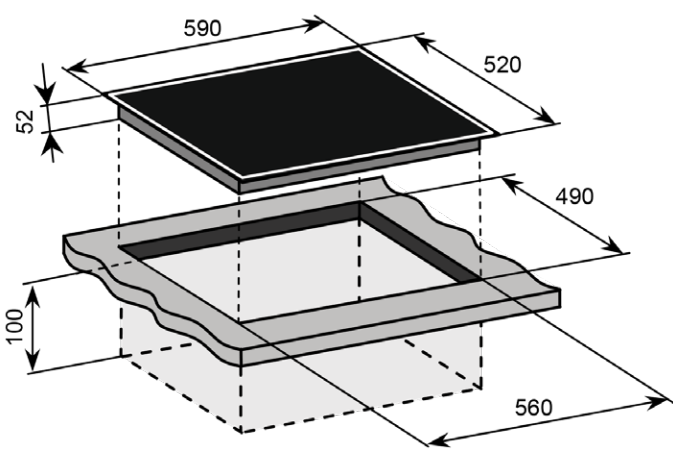
**BHI637.1**

60CM 3 ZONE INDUCTION HOB



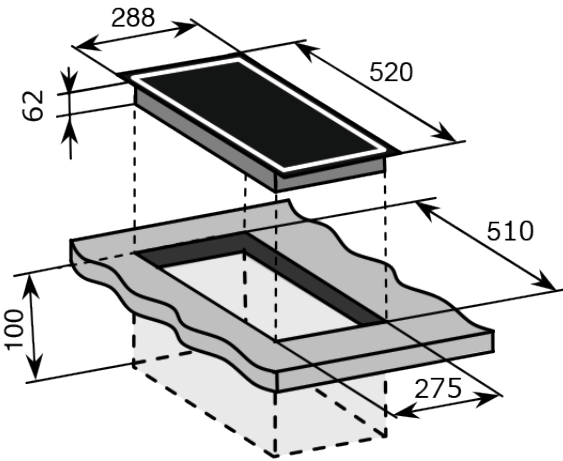
**BIPC602**

60CM 4 ZONE CERAMIC HOB



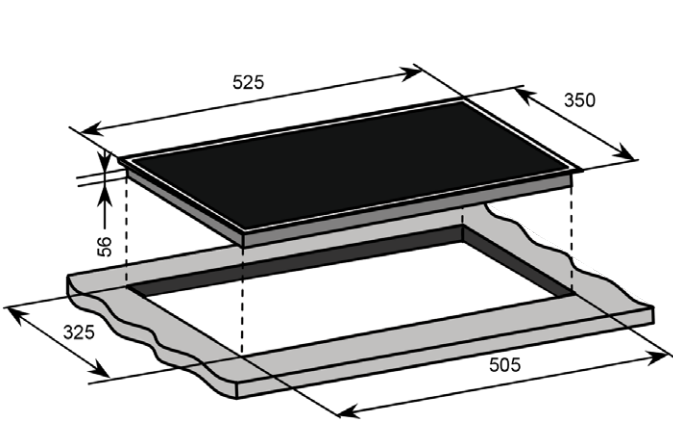
**BHI305.1**

30CM 2 ZONE INDUCTION HOB



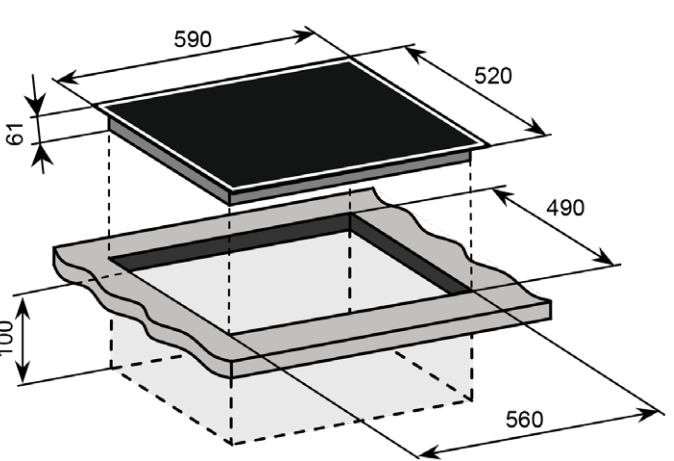
**BHI525**

52CM 2 ZONE INDUCTION HOB



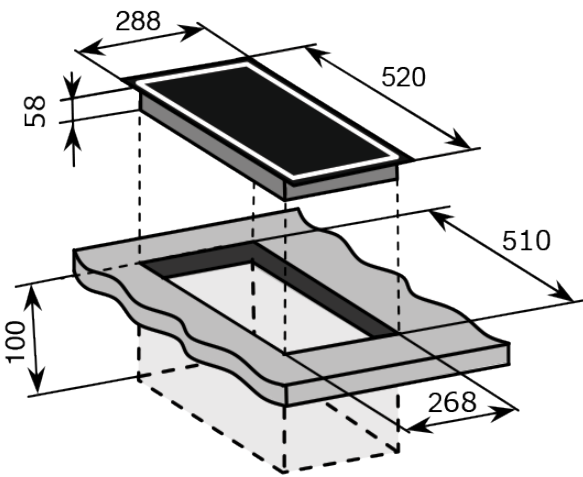
**BIPI604**

60CM 4 ZONE INDUCTION HOB



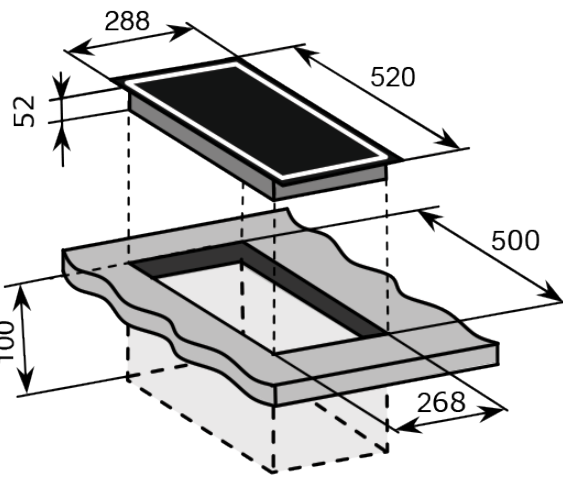
**BHI305.2**

30CM 2 ZONE INDUCTION HOB



**BHC305.2**

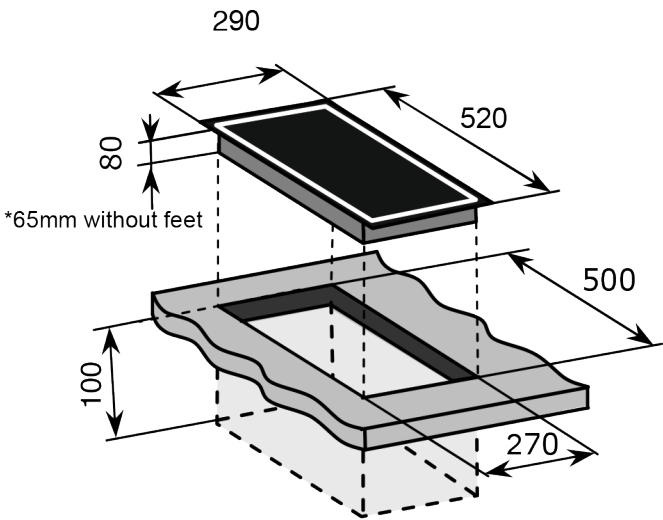
30CM 2 ZONE CERAMIC HOB





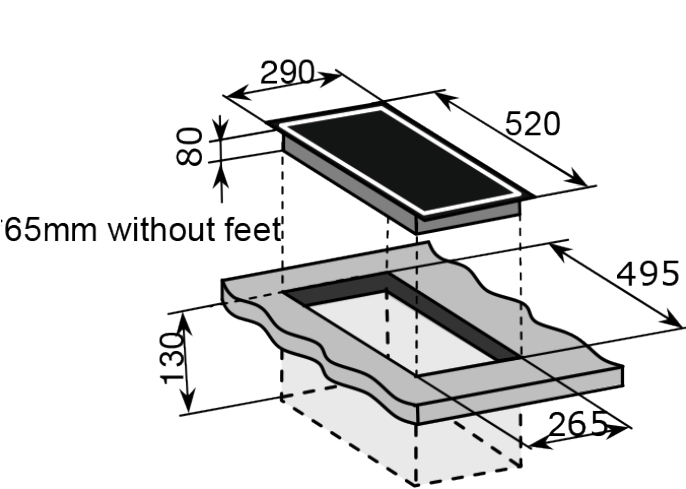
BHI310

30CM 1 ZONE INDUCTION HOB



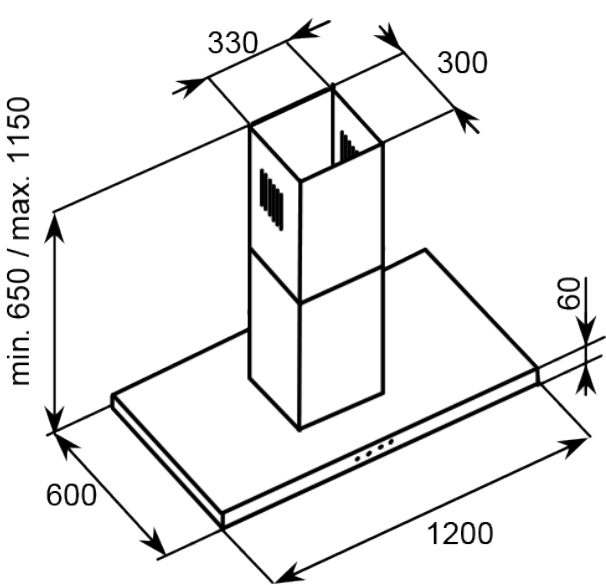
BHC311

30CM 1 ZONE CERAMIC HOB



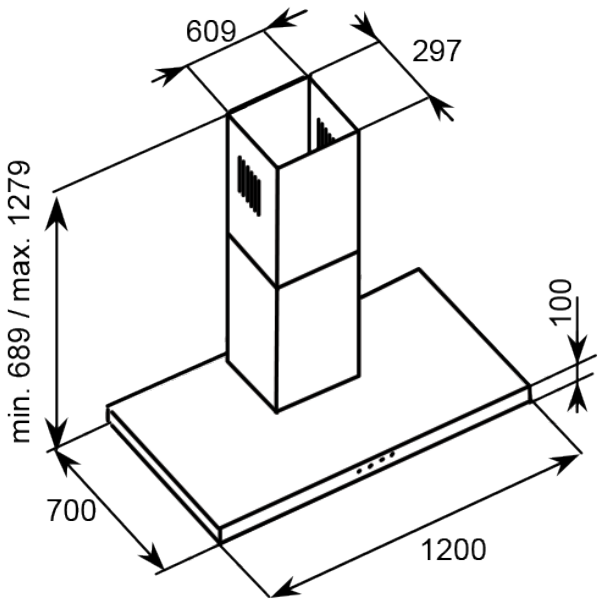
BEI124X

120CM STAINLESS STEEL ISLAND COOKER HOOD



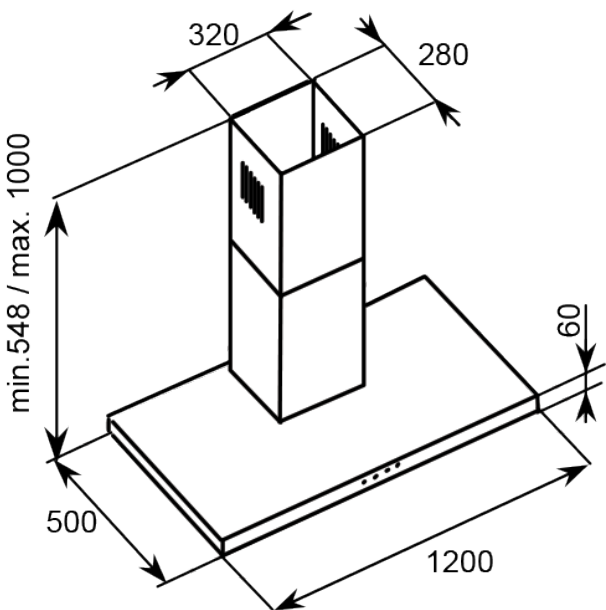
BET128.5X

120CM STAINLESS STEEL WALL MOUNTED COOKER HOOD



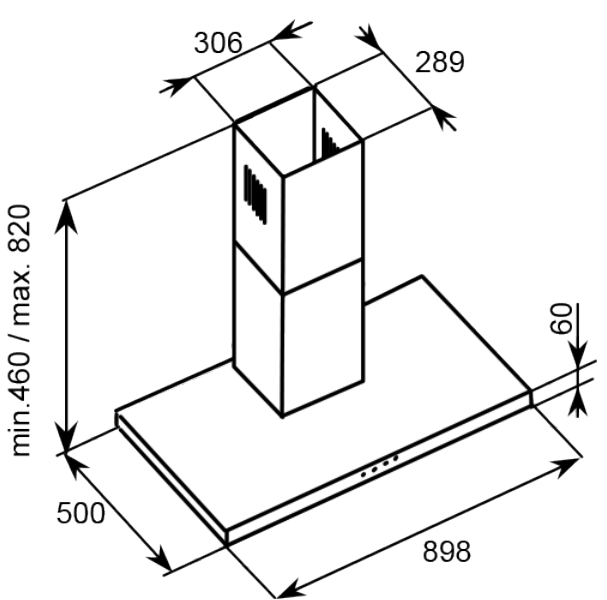
BET121X

120CM STAINLESS STEEL WALL MOUNTED COOKER HOOD



BET954BGLX

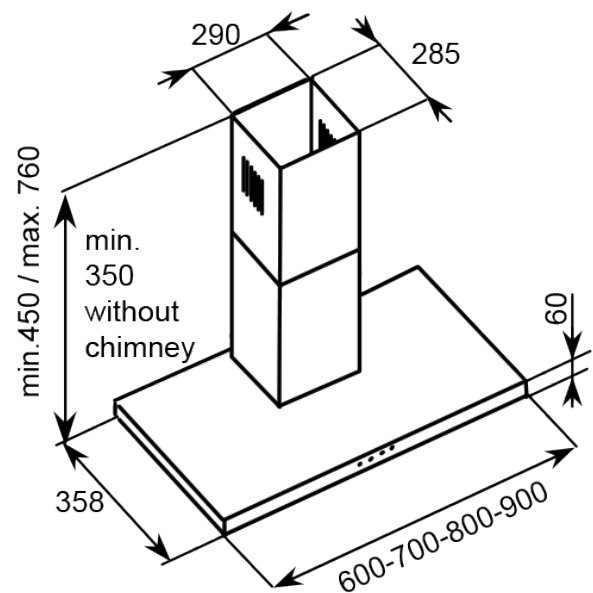
90CM GESTURE CONTROL STAINLESS STEEL & BLACK GLASS, WALL MOUNTED COOKER HOOD





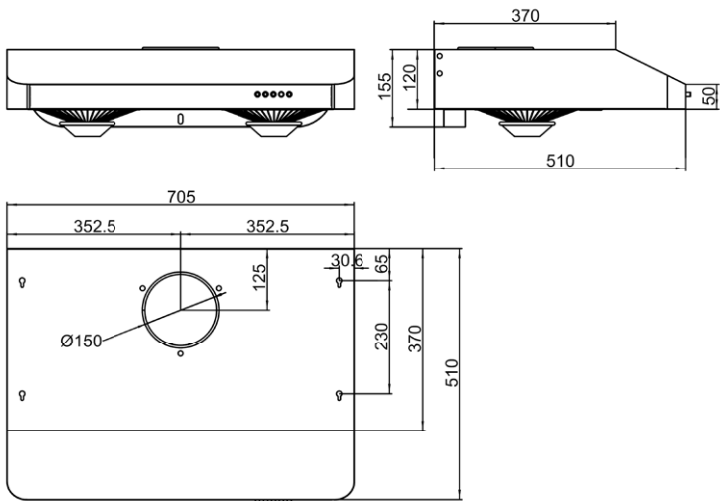
**BET9364X + BET8363X + BET7362X + BET6361X**

90CM / 80CM / 70CM / 60 CM INVERTER MOTOR STAINLESS STEEL, WALL MOUNTED COOKER HOOD



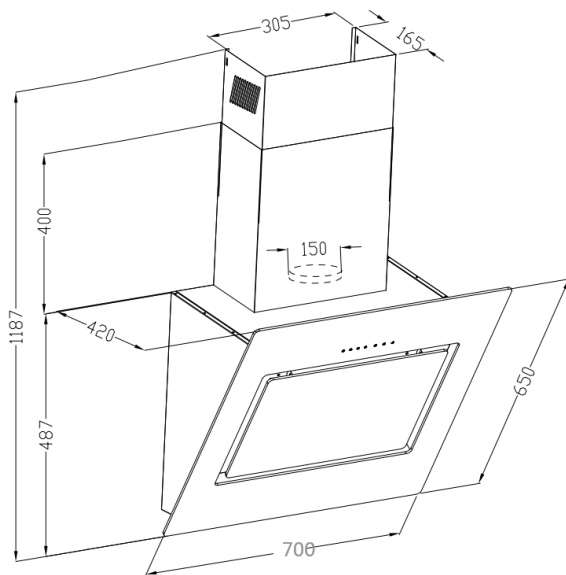
**BE709X**

70CM AUTO CLEAN STAINLESS STEEL COOKER HOOD



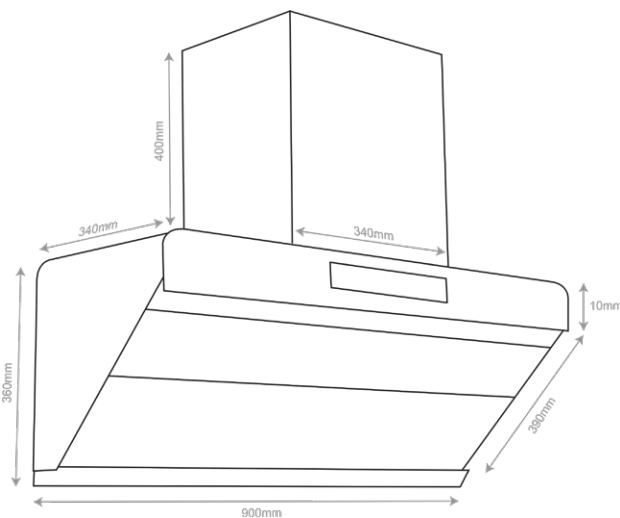
**BES710BGL + BES710WGL**

70CM SLANTED BLACK/WHITE GLASS, WALL MOUNTED COOKER HOOD



**BESC930BGL**

90CM AUTO CLEAN SLANTED BLACK GLASS COOKER HOOD

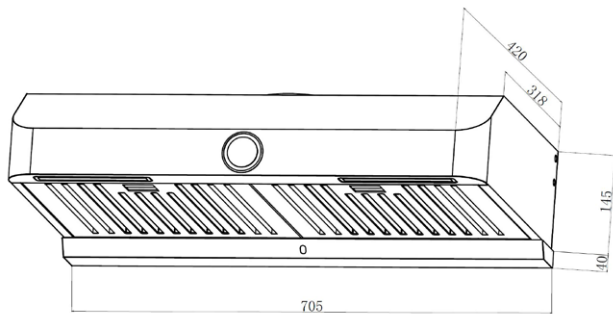


**BE712X**

70CM AUTO CLEAN STAINLESS STEEL COOKER HOOD

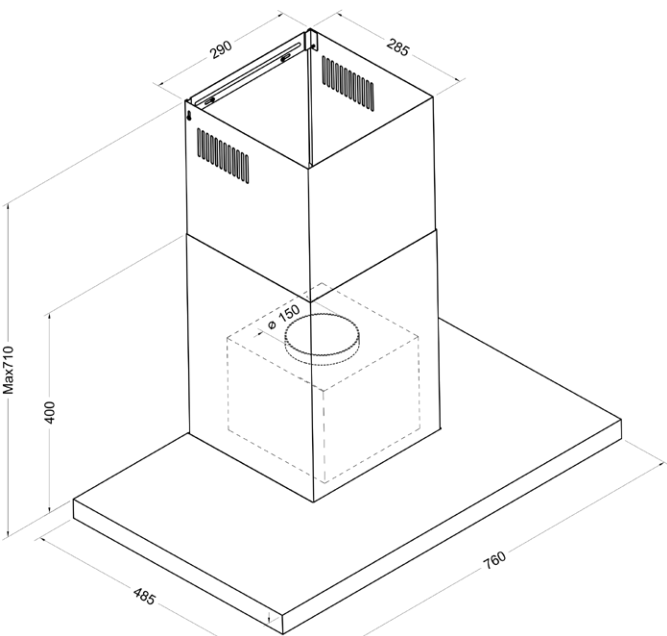
**BE712BL**

70CM AUTO CLEAN BLACK & STAINLESS STEEL COOKER HOOD



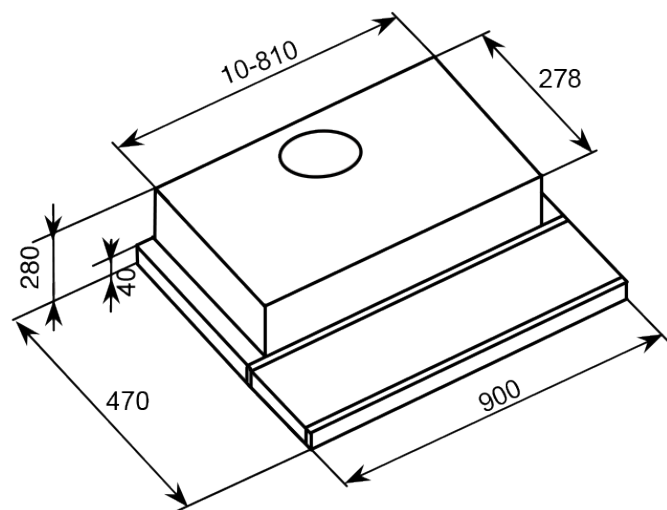
**BET760BLX**

76CM SLIM PANEL STAINLESS STEEL & BLACK GLASS, WALL MOUNTED COOKER HOOD



**TEL99X**

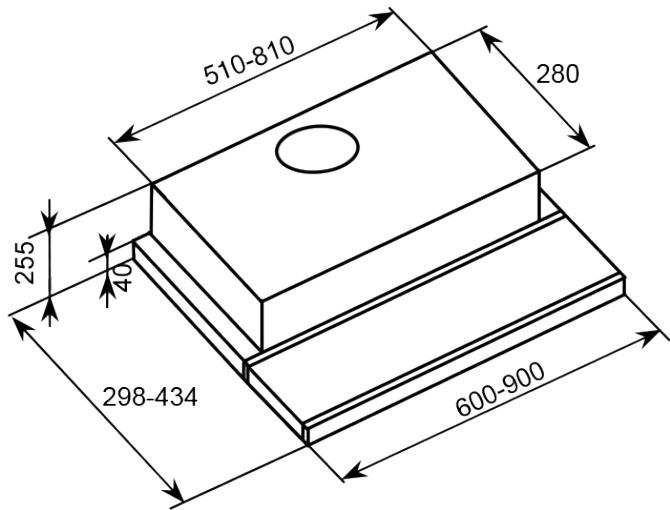
90CM STAINLESS STEEL TELESCOPIC COOKER HOOD





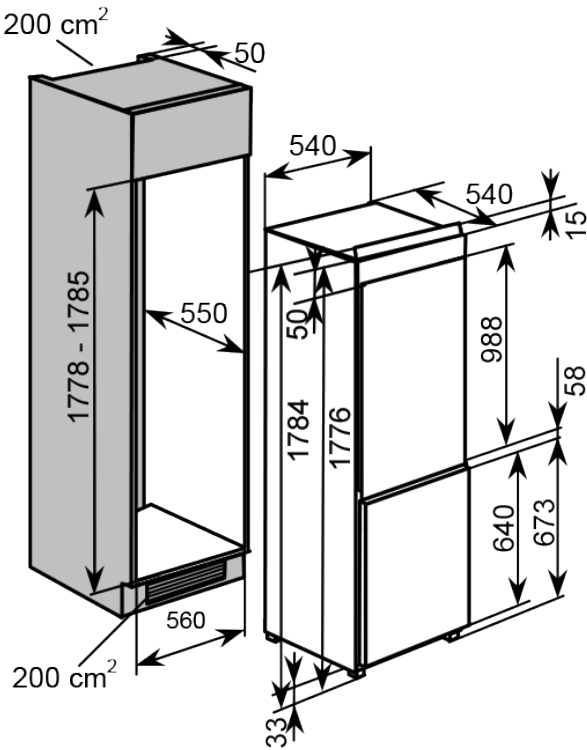
TEL610X

60CM STAINLESS STEEL  
TELESCOPIC COOKER HOOD



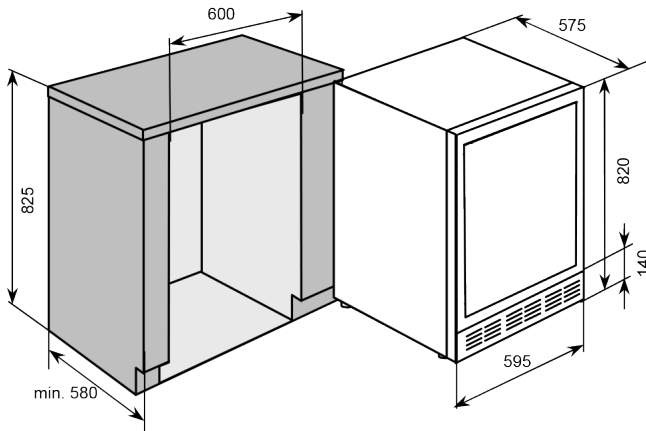
BRCIF7636

248 LITRES BUILT-IN FROST-FREE  
FRIDGE FREEZER



BWCD1502GL

46 BOTTLE INVERTER, DUAL ZONE WINE COOLER



BRUI600

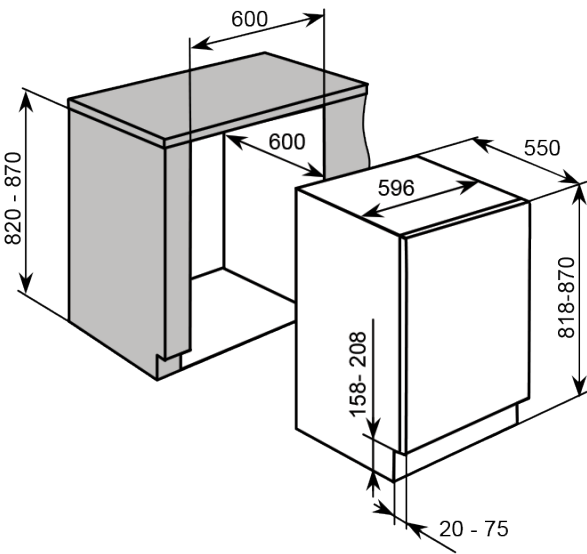
116 LITRES BUILT UNDER FRIDGE  
WITH ICE BOX

BRUL600

136 LITRES BUILT UNDER  
LARDER FRIDGE

BRUF600

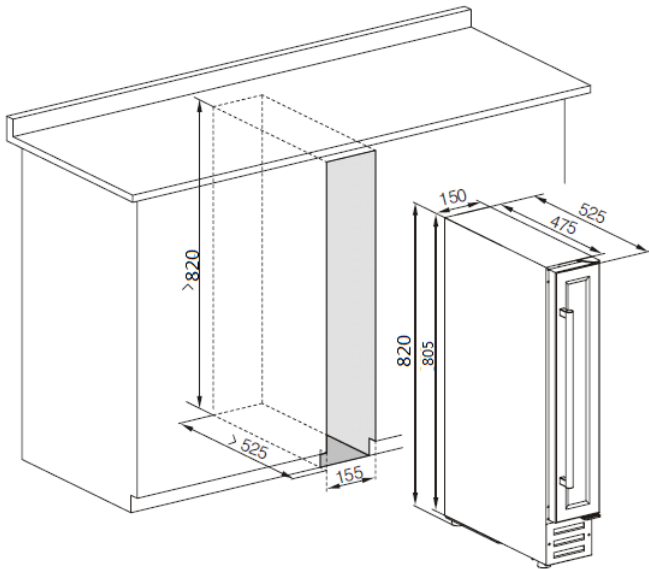
105 LITRES BUILT UNDER FREEZER





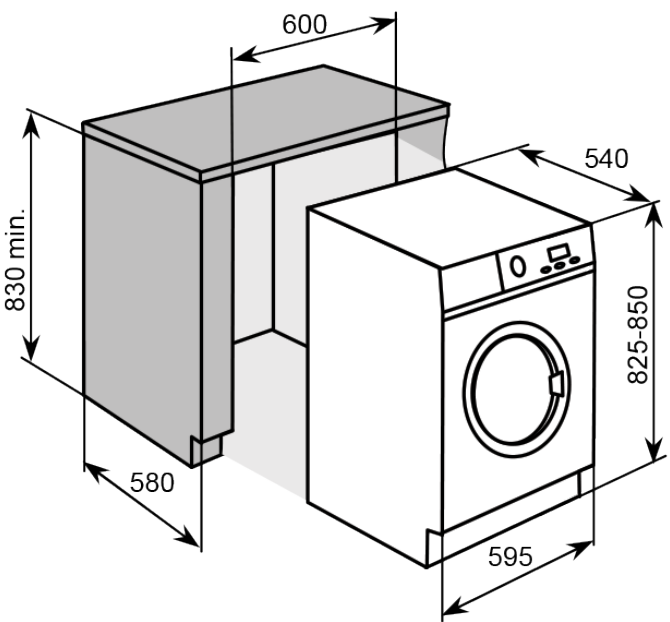
**BWC159BGL**

9 BOTTLE SINGLE ZONE SLIM WINE COOLER



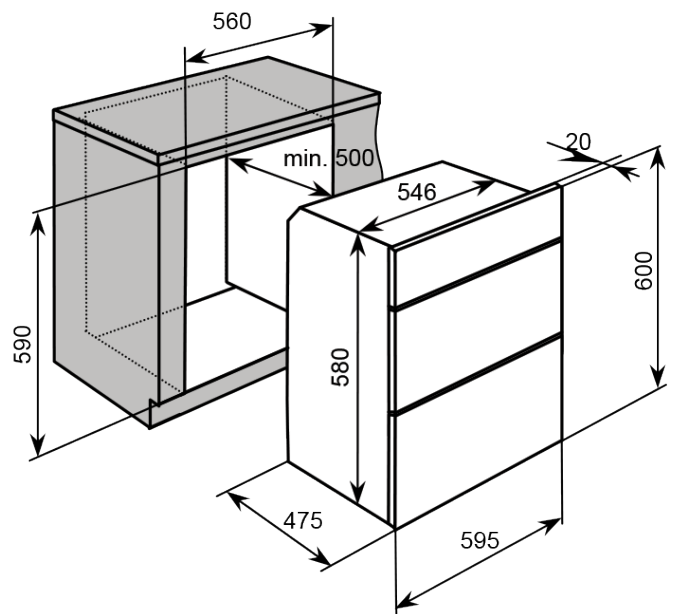
**BWDI1418.1**

60CM BUILT-IN INVERTER WASHER DRYER 8/6KG



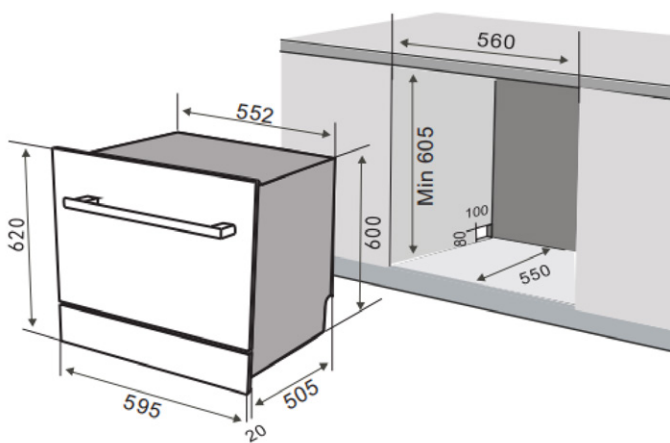
**BST92BL**

90L BUILT IN DISH STERILIZER WITH OZONE & UV



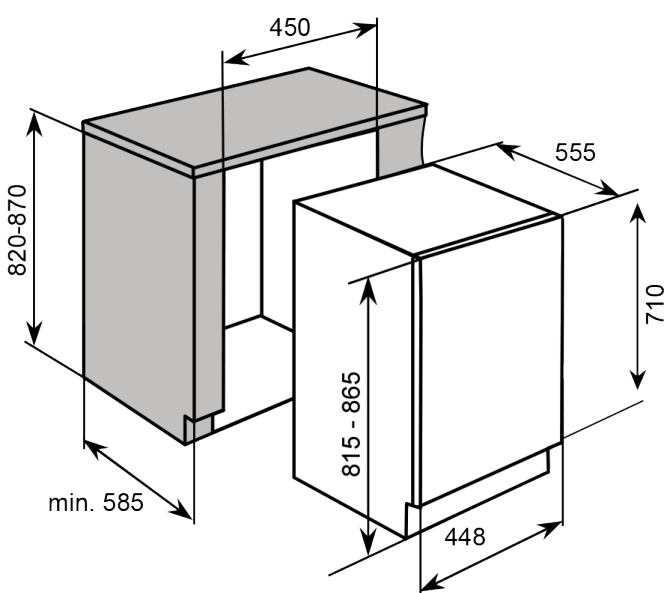
**BDWI662BL**

60CM INTEGRATED DISHWASHER & STERILIZER



**BDWI452**

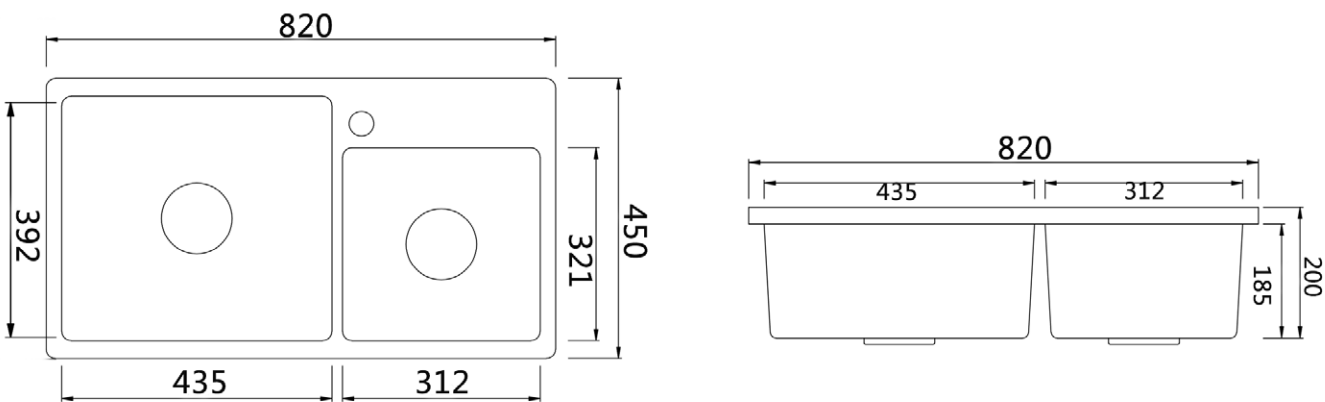
45CM BUILT-IN FULL SIZE SLIM DISHWASHER





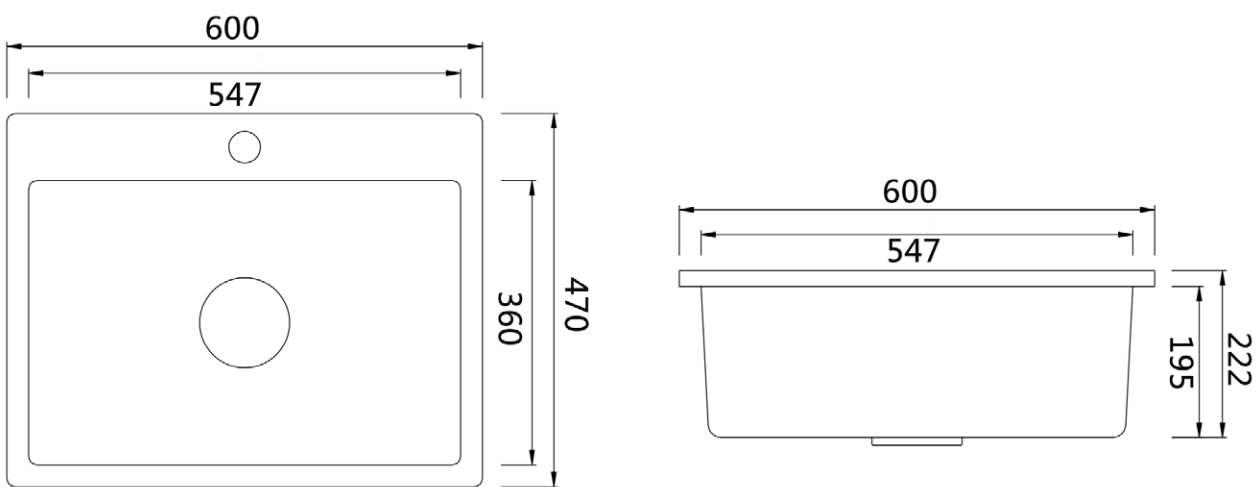
BQSDA8245GB + BQSDA8245LG

STONE COMPOSITE QUARTZ DOUBLE BOWL SINK - BLACK



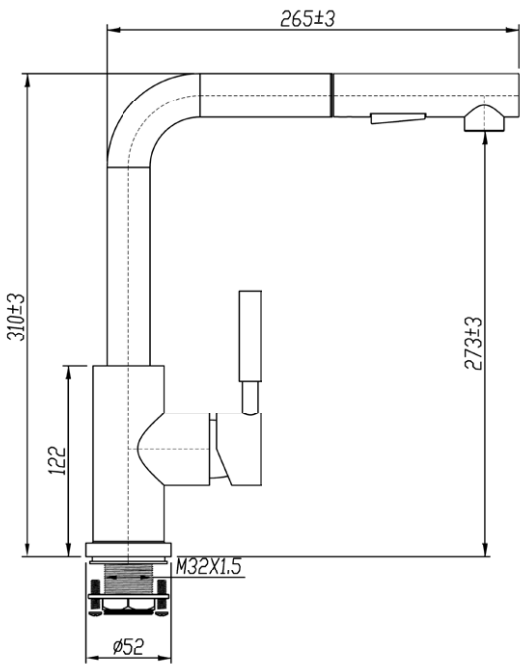
BQSSA6047GB + BQSSA6047LG

STONE COMPOSITE QUARTZ SINGLE BOWL SINK - BLACK



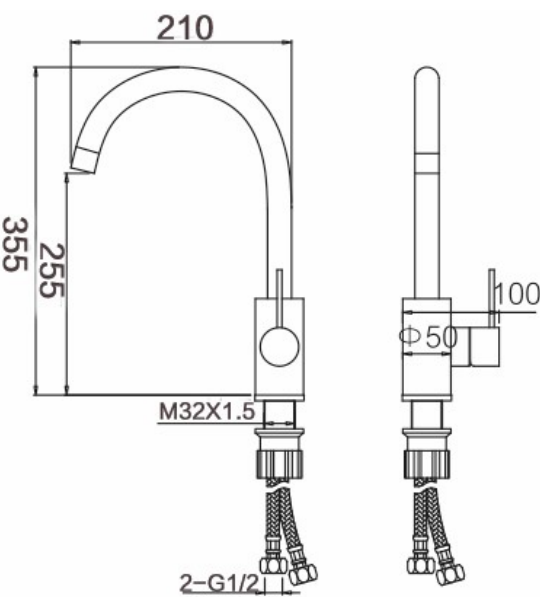
BM1331

SINGLE LEVER HOT AND COLD MIXER TAP



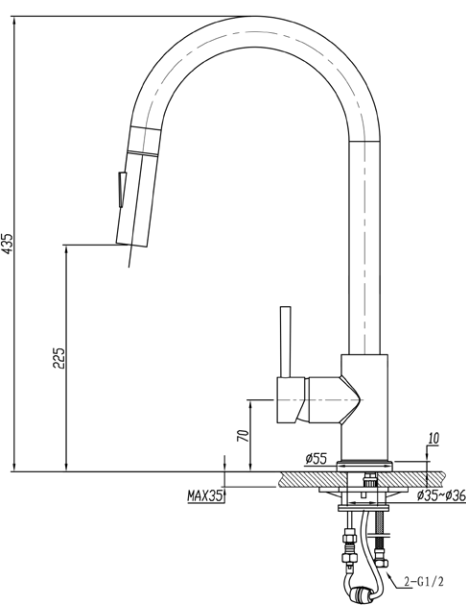
BM1320

SINGLE LEVER HOT AND COLD MIXER TAP



BM1336

SINGLE LEVER HOT AND COLD MIXER TAP



WARRANTY  
REGISTRATION



E-CATALOGUE



FACEBOOK PAGE



**Baumatic Asia Ltd.**  
www.baumatic.com.hk  
© Baumatic is a registered Trademark

**Hong Kong Service Center**  
☎ 2834 2380  
📞 6418 8694  
✉ service@baumatic.com.hk



October 2022, V1.0

**Graphic design** by Sofia Bosio  
so.productdesign - www.sofiabosio.com



